

# NVIT J.P. Morgan Mozaic<sup>SM</sup> Multi-Asset Fund — Class II

## Investment Strategy from investment's prospectus

The investment seeks a high level of total return, the fund seeks to track the performance of the J.P. Morgan Mozaic<sup>SM</sup> Index before the deduction of Fund expenses. The index is designed to provide exposure to a global mix of asset classes including e

## Category Description: Systematic Trend

Systematic trend strategies primarily implement trend-following, price-momentum strategies by trading long and short liquid global futures, options, swaps, and foreign exchange contracts. The remaining exposure may be invested in a mix of other complementary nontraditional risk premia. These portfolios typically obtain exposure referencing a mix of diversified global markets, including commodities, currencies, government bonds, interest rates and equity indexes.

## Operations

Fund Inception Date	10-04-19
Initial Share Class Inception Date	10-04-19
Advisor	Nationwide Fund Advisors
Subadvisor	J.P. Morgan Investment Management, Inc.

## Fees and Expenses as of 05-01-23

Gross Prospectus Expense Ratio	1.5200%
Net Prospectus Expense Ratio	.9300%

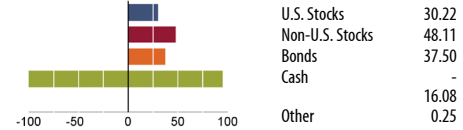
Waiver Data	Type	Exp.Date	%
Expense Ratio	Contractual	04-30-24	0.59

## Portfolio Manager(s)

Yazann Romahi, CFA, Ph.D., University of Cambridge. Since 2019.  
 Joe Staines, CFA. Since 2019.

## Portfolio Analysis as of 02-29-24

### Composition as of 02-29-24

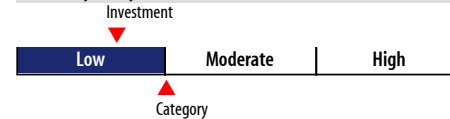


### Top 0 Holdings as of 02-29-24

Asset	% Assets
Cash Offset	107.08
CASH	65.21
Euro Bund Future Mar 24	18.94
Sp500 Mic Emin Fut Equity Index 15/Mar/2024 Hwah4	15.58
Mini Dax Future Mar 24	14.70
FTSE 100 Index Future Mar 24	14.47
Long Gilt Future June 24	14.19
TOPIX Index Future Mar14	13.37
NASD100 MICRO EMIN EQUITY INDEX 15/MAR/2024 HWBH4	11.35
E-mini Russell 2000 Index Future Mar 24	9.11
COLLATERAL USD	4.97
International Finance Corporation 5.4347%	4.80
Asian Infrastructure Investment Bank 2.25%	4.60
Nederlandse Waterschapsbank N.V. 1.125%	4.46
The Governor and Company of the Bank of England 0.25%	4.45
Harvest Operations Corp. 1%	4.43
New Development Bank 0.625%	4.37
U.S. DOLLAR FOR FUTURES	2.48
591239W	1.43
BRITISH POUND	0.94

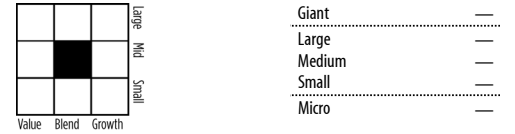
Total Number of Stock Holdings	—
Total Number of Bond Holdings	3
Annual Turnover Ratio %	91.17
Total Fund Assets (\$mil)	38.75

## Volatility Analysis



In the past, this investment has shown a relatively small range of fluctuations relative to other investments. Based on this measure, currently more than two thirds of all investments have shown higher levels of risk. Consequently, this investment may appeal to investors looking for a conservative investment strategy.

## Morningstar Style Box<sup>SM</sup> as of 02-29-24



## Statistics as of 02-29-24

Statistic	Stk Port Avg	S&P 500	Category
P/E Ratio	12.43	21.23	19.51
P/B Ratio	1.67	4.01	3.04
P/C Ratio	6.28	14.45	12.48
GeoAvgCap(\$mil)	16,237.63	270,108.49	132,005.96

## Risk Measures as of 03-31-24

Risk Measure	Port Avg	S&P 500	Category
3 Yr Std Dev	8.55	17.60	11.80
3 Yr Sharpe Ratio	-0.17	0.54	0.37
3 Yr Alpha	-3.86	—	6.30
3 Yr Beta	0.47	—	-0.23
3 Yr R-squared	85.44	—	16.44

## Notes

This material is authorized for client use only when preceded or accompanied by a Disclosure Statement, a product prospectus, a fund prospectus and/or informational brochure containing more complete information. These can be obtained from your investment professional and should be read carefully before investing or sending money.

NOT A DEPOSIT — NOT FDIC INSURED — NOT INSURED BY ANY FEDERAL GOVERNMENT AGENCY — NOT GUARANTEED BY THE INSTITUTION — MAY GO DOWN IN VALUE