

# NVIT DFA Moderate Fund — Class II

## Investment Strategy from investment's prospectus

The investment seeks a high level of total return consistent with a moderate level of risk. The fund is a "fund of funds" that aims to provide diversification across traditional asset classes—U.S. stocks, international stocks, and bonds—by investing primarily in mutual funds sponsored by Dimensional Fund Advisors LP ("underlying funds") and a fixed interest contract issued by Nationwide Life Insurance Company. It allocates approximately 42% of its net assets to U.S. stocks, approximately 23% to international stocks and approximately 35% to bonds, although these allocations are subject to change at the investment adviser's discretion.

Past name: Loring Ward NVIT Moderate II.

## Category Description: Allocation—50% to 70% Equity

Funds in allocation categories seek to provide both income and capital appreciation by investing in multiple asset classes, including stocks, bonds, and cash. These portfolios are dominated by domestic holdings and have equity exposures between 50% and 70%.

## Operations

Fund Inception Date	01-07-13
Initial Share Class Inception Date	01-07-13
Advisor	Nationwide Fund Advisors
Subadvisor	—

## Fees and Expenses as of 04-30-18

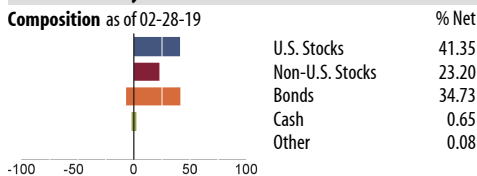
Gross Prospectus Expense Ratio	1.22%
Net Prospectus Expense Ratio	0.87%

Waiver Data	Type	Exp.Date	%
Expense Ratio	Contractual	04-30-19	0.35

## Portfolio Manager(s)

Christopher C. Graham. Since 2017.  
 Keith P. Robinette, CFA. Since 2017.

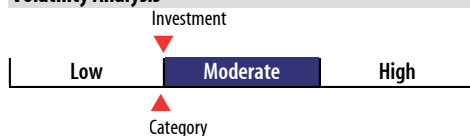
## Portfolio Analysis as of 02-28-19



**Top 12 Holdings** as of 02-28-19

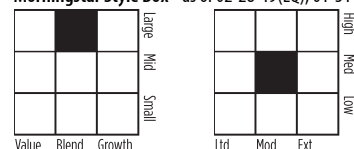
Fund Name	% Assets
DFA US Core Equity 1 I	24.00
Nationwide Contract 12-31-49	15.02
DFA VA US Large Value	14.93
DFA VA International Value Portfolio	9.07
DFA International Large Cap Growth	7.01
DFA Short-Duration Real Return Instl	7.00
DFA Intermediate-Term Extnl Qlty I	5.00
DFA Investment Grade I	5.00
DFA Emerging Markets Core Equity I	3.98
DFA VA International Small Portfolio	3.02
DFA Intermediate Govt Fixed-Income I	2.99
DFA US Small Cap I	2.98
Total Number of Stock Holdings	—
Total Number of Bond Holdings	1
Annual Turnover Ratio %	28.44
Total Fund Assets (\$mil)	25.50

## Volatility Analysis



In the past, this investment has shown a relatively moderate range of price fluctuations relative to other investments. This investment may experience larger or smaller price declines or price increases depending on market conditions. Some of this risk may be offset by owning other investments with different portfolio makeups or investment strategies.

## Morningstar Style Box™ as of 02-28-19(EQ); 01-31-19(F-I)



**Statistics** as of 02-28-19

Statistic	Stk Port Avg	S&P 500	Category
P/E Ratio	13.23	17.05	15.69
P/B Ratio	1.65	2.97	2.33
P/C Ratio	6.15	8.80	7.73
GeoAvgCap(\$mil)	24,500.51	105,009.98	72,235.28

**Risk Measures** as of 03-31-19

Metric	Port Avg	S&P 500	Category
3 Yr Std Dev	7.13	10.73	7.11
3 Yr Sharpe Ratio	0.81	1.12	0.87
3 Yr Alpha	-1.60	—	-1.06
3 Yr Beta	1.11	—	1.08
3 Yr R-squared	90.49	—	88.51

## Morningstar Sectors as of 02-28-19

Sector	%Fund	S&P 500 %
Cyclical	40.50	32.26
Basic Materials	6.83	2.46
Consumer Cyclical	13.45	11.90
Financial Services	18.97	15.40
Real Estate	1.25	2.50
Sensitive	39.74	42.16
Communication Services	4.77	3.56
Energy	8.23	5.43
Industrials	12.93	10.23
Technology	13.81	22.94
Defensive	19.76	25.59
Consumer Defensive	6.79	7.77
Healthcare	10.75	14.49
Utilities	2.22	3.33

## Notes

This material is authorized for client use only when preceded or accompanied by a Disclosure Statement, a product prospectus, a fund prospectus and/or informational brochure containing more complete information. These can be obtained from your investment professional and should be read carefully before investing or sending money.

NOT A DEPOSIT — NOT FDIC INSURED — NOT INSURED BY ANY FEDERAL GOVERNMENT AGENCY — NOT GUARANTEED BY THE INSTITUTION — MAY GO DOWN IN VALUE