

Release Date: 12-31-2018

Invesco VI Equally-Weighted S&P 500 Fund — Series II

Investment Strategy from investment's prospectus

The investment seeks to achieve a high level of total return on its assets through a combination of capital appreciation and current income. The fund invests in a diversified portfolio of common stocks represented in the Standard & Poor's 500 Composite Stock Price Index. It generally invests in each common stock included in the S&P 500 Index in approximately equal proportions. The fund may invest in securities of foreign issuers represented in the S&P 500 Index, which may include securities of issuers located in emerging markets countries (i.e., those that are in the early stages of their industrial cycles) or depositary receipts.

Past name: Invesco VI Equally Wtd S&P 500 Sestl.

Category Description: Large Blend

Large-blend funds have portfolios that are fairly representative of the overall U.S. stock market in size, growth rates, and price. They tend to invest across the spectrum of U.S. industries, and owing to their broad exposure, the portfolios' returns are often similar to those of the S&P 500 Index.

Operations

Fund Inception Date	07-24-00
Initial Share Class Inception Date	11-09-94
Advisor	Invesco Advisers, Inc.
Subadvisor	—

Fees and Expenses as of 04-30-18

Gross Prospectus Expense Ratio	0.57%
Net Prospectus Expense Ratio	0.57%

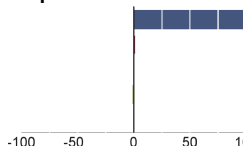
Waiver Data	Type	Exp.Date	%
—	—	—	—

Portfolio Manager(s)

Daniel Tsai, CFA, M.S., Wayne State University, B.S., National Taiwan University, 1985. Since 2010.
 Anne Unflat, M.B.A., St. John's University, 1996. B.A., Queens College, 1991. Since 2010.

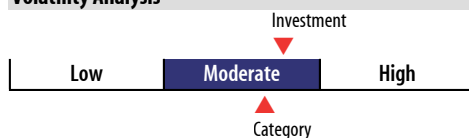
Portfolio Analysis as of 09-30-18

Composition as of 09-30-18		% Net
U.S. Stocks	98.87	
Non-U.S. Stocks	1.20	
Bonds	0.00	
Cash	-0.07	
Other	0.00	



Top 20 Holdings as of 09-30-18		% Assets
S&P500 Emini Fut Dec18esz8 12-21-18	0.92	
Edwards Lifesciences Corp	0.23	
Alexion Pharmaceuticals Inc	0.23	
Abiomed Inc	0.23	
Viacom Inc B	0.23	
Marathon Oil Corp	0.22	
SCANA Corp	0.22	
Foot Locker Inc	0.22	
Hess Corp	0.22	
EOG Resources Inc	0.22	
Concho Resources Inc	0.22	
Vertex Pharmaceuticals Inc	0.21	
Juniper Networks Inc	0.21	
AmerisourceBergen Corp	0.21	
Abbott Laboratories	0.21	
Baker Hughes, a GE Co Class A	0.21	
Anadarko Petroleum Corp	0.21	
Cigna Corp	0.21	
Walt Disney Co	0.21	
WellCare Health Plans Inc	0.21	
Total Number of Stock Holdings	505	
Total Number of Bond Holdings	—	
Annual Turnover Ratio %	22.00	
Total Fund Assets (\$mil)	259.00	

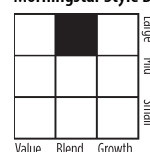
Volatility Analysis



In the past, this investment has shown a relatively moderate range of price fluctuations relative to other investments. This investment may experience larger or smaller price declines or price increases depending on market conditions. Some of this risk may be offset by owning other investments with different portfolio makeups or investment strategies.

Morningstar Style Box™ as of 09-30-18

Morningstar Style Box™ as of 09-30-18		% Mkt Cap
Giant	13.45	
Large	46.92	
Medium	39.63	
Small	0.00	
Micro	0.00	



Statistics as of 09-30-18		Stk Port Avg	S&P 500	Category
P/E Ratio	16.80	14.35	17.73	
P/B Ratio	2.66	2.73	3.33	
P/C Ratio	11.61	11.79	14.31	
GeoAvgCap(\$mil)	27,322.16	93,688.30	161,637.69	

Risk Measures as of 12-31-18		Port Avg	S&P 500	Category
3 Yr Std Dev	11.55	10.95	11.35	
3 Yr Sharpe Ratio	0.58	0.76	0.62	
3 Yr Alpha	-1.86	—	-1.39	
3 Yr Beta	1.02	—	0.99	
3 Yr R-squared	94.46	—	92.37	

Morningstar Sectors as of 09-30-18

Morningstar Sectors as of 09-30-18		%Fund	S&P 500 %
Cyclical	39.08	32.63	
Basic Materials	3.99	2.56	
Consumer Cyclical	15.19	11.82	
Financial Services	14.39	15.83	
Real Estate	5.51	2.42	
Sensitive	35.14	40.71	
Communication Services	1.58	3.58	
Energy	6.19	5.32	
Industrials	14.90	9.92	
Technology	12.47	21.89	
Defensive	25.78	26.65	
Consumer Defensive	7.08	7.85	
Healthcare	12.98	15.46	
Utilities	5.72	3.34	

Notes

This material is authorized for client use only when preceded or accompanied by a Disclosure Statement, a product prospectus, a fund prospectus and/or informational brochure containing more complete information. These can be obtained from your investment professional and should be read carefully before investing or sending money.

NOT A DEPOSIT — NOT FDIC INSURED — NOT INSURED BY ANY FEDERAL GOVERNMENT AGENCY — NOT GUARANTEED BY THE INSTITUTION — MAY GO DOWN IN VALUE