

Release Date: 09-30-2018

Dimensional — VA International Small Portfolio

Investment Strategy from investment's prospectus

The investment seeks long-term capital appreciation. The fund, using a market capitalization weighted approach, purchases securities of (1) Japanese small companies; (2) United Kingdom small companies; (3) small companies organized under the laws of certain European countries; (4) small companies associated with Australia, New Zealand and Pacific Rim Asian countries; and (5) Canadian small companies. It may have some exposure to small cap equity securities associated with other countries or regions.

Category Description: Foreign Small/Mid Blend

Foreign small/mid-blend funds invest in a variety of international stocks that are smaller. These portfolios primarily invest in stocks that fall in the bottom 30% of each economically integrated market (such as Europe or Asia ex-Japan). The blend style is assigned to portfolios where neither growth nor value characteristics predominate. These portfolios typically will have less than 20% of assets invested in U.S. stocks.

Operations

Fund Inception Date	10-03-95
Initial Share Class Inception Date	10-03-95
Advisor	Dimensional Fund Advisors LP
Subadvisor	DFA Australia Limited Dimensional Fund Advisors Ltd

Fees and Expenses as of 02-28-18

Gross Prospectus Expense Ratio	0.57%
Net Prospectus Expense Ratio	0.57%


Waiver Data	Type	Exp.Date	%

Portfolio Manager(s)

Jed S. Fogdall, M.B.A., University of California, Los Angeles, 2003. B.S., Purdue University, 1997. Since 2010.
 Joseph H. Chi, M.B.A., University of California Los Angeles. B.S., University of California Los Angeles. Since 2010.

Portfolio Analysis as of 08-31-18

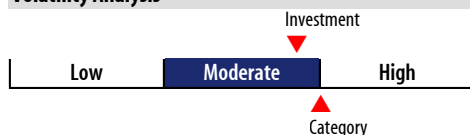
Composition as of 08-31-18



Top 20 Holdings as of 08-31-18

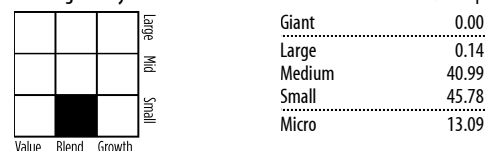
Company	% Assets
Electrocomponents PLC	0.32
Tullow Oil PLC	0.32
Tate & Lyle PLC	0.31
Howden Joinery Group PLC	0.31
Hays PLC	0.30
Victrex PLC	0.29
GN Store Nord A/S	0.28
LEG Immobilien AG	0.25
Lanxess AG	0.25
Bellway PLC	0.24
K+S AG	0.24
Ocado Group PLC	0.24
RPC Group PLC	0.23
Enagas SA	0.23
Hiscox Ltd	0.23
Rubis SCA	0.22
BBA Aviation PLC	0.22
Nokian Tyres PLC	0.22
Ambu A/S B	0.22
Galapagos NV	0.22
Total Number of Stock Holdings	3459
Total Number of Bond Holdings	—
Annual Turnover Ratio %	12.00
Total Fund Assets (\$mil)	242.60

Volatility Analysis



In the past, this investment has shown a relatively moderate range of price fluctuations relative to other investments. This investment may experience larger or smaller price declines or price increases depending on market conditions. Some of this risk may be offset by owning other investments with different portfolio makeups or investment strategies.

Morningstar Style Box™ as of 08-31-18



Statistics as of 08-31-18

Statistic	Stk Port Avg	S&P 500	Category
P/E Ratio	14.22	17.98	13.69
P/B Ratio	1.41	3.17	1.64
P/C Ratio	5.93	13.67	5.50
GeoAvgCap(\$mil)	1,563.65	109,557.79	2,536.24

Risk Measures as of 09-30-18

Metric	Port Avg	S&P 500	Category
3 Yr Std Dev	10.32	9.18	10.67
3 Yr Sharpe Ratio	1.04	1.69	0.94
3 Yr Alpha	2.61	—	1.98
3 Yr Beta	0.89	—	0.87
3 Yr R-squared	87.36	—	79.20

Top 10 Countries as of 08-31-18

Country	% Assets
Japan	24.75
United Kingdom	17.07
Canada	8.66
Germany	6.73
Australia	6.72
Switzerland	4.38
France	4.31
Italy	4.12
Sweden	2.78
Spain	2.65

Notes

This material is authorized for client use only when preceded or accompanied by a Disclosure Statement, a product prospectus, a fund prospectus and/or informational brochure containing more complete information. These can be obtained from your investment professional and should be read carefully before investing or sending money.

NOT A DEPOSIT — NOT FDIC INSURED — NOT INSURED BY ANY FEDERAL GOVERNMENT AGENCY — NOT GUARANTEED BY THE INSTITUTION — MAY GO DOWN IN VALUE