

DFA Investment Dimensions Group Inc. — VA Global Moderate Allocation Portfolio — Institutional Class

Investment Strategy from investment's prospectus

The investment seeks total return consisting of capital appreciation and current income. The fund under normal market circumstances, purchases shares of the underlying funds to achieve a moderate allocation to both global equity and global fixed income

Past name: DFA VA Global Moderate Allocation Instl.

Category Description: Global Allocation

World-allocation portfolios seek to provide both capital appreciation and income by investing in three major areas: stocks, bonds, and cash. While these portfolios do explore the whole world, most of them focus on the U.S., Canada, Japan, and the larger markets in Europe. It is rare for such portfolios to invest more than 10% of their assets in emerging markets. These portfolios typically have at least 10% of assets in bonds, less than 70% of assets in stocks, and at least 40% of assets in non-U.S. stocks or bonds.

Operations

Fund Inception Date	04-08-13
Initial Share Class Inception Date	04-08-13
Advisor	Dimensional Fund Advisors LP
Subadvisor	—

Fees and Expenses as of 02-28-24

Gross Prospectus Expense Ratio	.4400%
Net Prospectus Expense Ratio	.2800%


Waiver Data	Type	Exp.Date	%
Expense Ratio	Contractual	02-28-25	0.16

Portfolio Manager(s)

Jed S. Fogdall, M.B.A., University of California, Los Angeles, 2003. B.S., Purdue University, 1997. Since 2013.
 Allen Pu., University of California, Los Angeles. Since 2017.

Portfolio Analysis as of 02-29-24

Composition as of 02-29-24

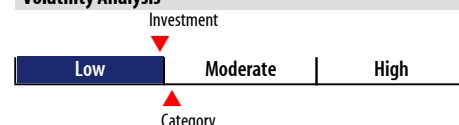


Top 0 Holdings as of 02-29-24

	% Assets
DFA US Core Equity 2 I	32.29
DFA VA Global Bond	12.30
DFA Selectively Hedged Global F/I I	12.28
DFA US Core Equity 1 I	11.63
DFA International Core Equity I	11.45
DFA Emerging Markets Core Equity I	5.25
DFA Two-Year Global Fixed-Income I	4.82
DFA VA Short-Term Fixed Portfolio	4.82
DFA VA US Large Value	2.30
DFA VA International Value Portfolio	1.32
DFA Real Estate Securities I	1.04
DFA International Real Estate Sec I	0.35
Ssc Government Mm Gvmxx	0.15
Utd	0.00

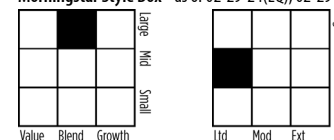
Total Number of Stock Holdings	—
Total Number of Bond Holdings	—
Annual Turnover Ratio %	—
Total Fund Assets (\$mil)	208.76

Volatility Analysis



In the past, this investment has shown a relatively small range of fluctuations relative to other investments. Based on this measure, currently more than two thirds of all investments have shown higher levels of risk. Consequently, this investment may appeal to investors looking for a conservative investment strategy.

Morningstar Style Box™ as of 02-29-24(EQ); 02-29-24(F-I)



Statistics as of 02-29-24	Stk Port Avg	S&P 500	Category
P/E Ratio	15.40	21.23	15.27
P/B Ratio	2.14	4.01	2.06
P/C Ratio	9.05	14.45	9.25
GeoAvgCap(\$mil)	47,516.75	270,108.49	84,348.99

Risk Measures as of 03-31-24	Port Avg	S&P 500	Category
3 Yr Std Dev	11.41	17.60	12.38
3 Yr Sharpe Ratio	0.25	0.54	0.04
3 Yr Alpha	2.48	—	0.15
3 Yr Beta	0.90	—	0.93
3 Yr R-squared	96.11	—	86.95

Morningstar Sectors as of 02-29-24

	%Fund	S&P 500 %
Cyclical	35.29	27.72
Basic Materials	5.40	2.09
Consumer Cyclical	11.19	10.79
Financial Services	15.77	12.53
Real Estate	2.93	2.31
Sensitive	47.31	51.66
Communication Services	6.08	8.89
Energy	6.34	3.71
Industrials	14.24	8.23
Technology	20.65	30.83
Defensive	17.40	20.62
Consumer Defensive	5.87	5.93
Healthcare	9.69	12.56
Utilities	1.84	2.13

Notes

This material is authorized for client use only when preceded or accompanied by a Disclosure Statement, a product prospectus, a fund prospectus and/or informational brochure containing more complete information. These can be obtained from your investment professional and should be read carefully before investing or sending money.

NOT A DEPOSIT — NOT FDIC INSURED — NOT INSURED BY ANY
 FEDERAL GOVERNMENT AGENCY — NOT GUARANTEED BY THE
 INSTITUTION — MAY GO DOWN IN VALUE