

Release Date: 03-31-2019

American Funds NVIT Growth Fund — Class II

Investment Strategy from investment's prospectus

The investment seeks to provide growth of capital. The fund invests all of its assets in the Class 1 shares of the Growth Fund (the "Master Growth Fund"), a series of the American Funds Insurance Series, a registered open-end investment company. The Master Growth Fund invests primarily in common stocks and seeks to invest in companies that appear to offer superior opportunities for growth of capital. The Master Growth Fund may invest up to 25% of its net assets in common stocks and other securities of issuers domiciled outside the United States.

Past name: American Funds GVIT Growth II.

Category Description: Large Growth

Large-growth funds invest primarily in big companies that are projected to grow faster than other large-cap stocks. Most of these funds focus on companies in rapidly expanding industries.

Operations

Fund Inception Date	04-28-06
Initial Share Class Inception Date	04-28-06
Advisor	Capital Research and Management Company
Subadvisor	—

Fees and Expenses as of 04-30-18

Gross Prospectus Expense Ratio	1.15%
Net Prospectus Expense Ratio	1.00%


Waiver Data	Type	Exp.Date	%
Expense Ratio	Contractual	05-01-19	0.15

Portfolio Manager(s)

Michael T. Kerr. M.B.A., Harvard University. B.A., Harvard University. Since 2006.
 Andraz Razen. M.S., Tufts University, 1998. Since 2013.

Portfolio Analysis as of 02-28-19

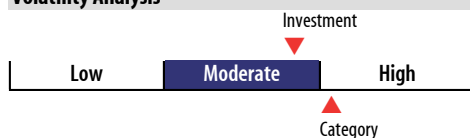
Composition as of 02-28-19



Top 1 Holdings as of 02-28-19

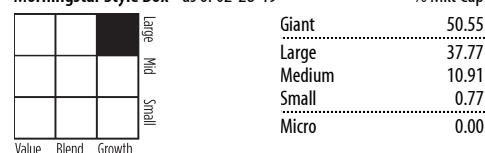
	% Assets
American Funds IS Growth 1	100.00
Total Number of Stock Holdings	—
Total Number of Bond Holdings	—
Annual Turnover Ratio %	13.98
Total Fund Assets (\$mil)	689.00

Volatility Analysis



In the past, this investment has shown a relatively moderate range of price fluctuations relative to other investments. This investment may experience larger or smaller price declines or price increases depending on market conditions. Some of this risk may be offset by owning other investments with different portfolio makeups or investment strategies.

Morningstar Style Box™ as of 02-28-19



Statistics as of 02-28-19

	Stk Port Avg	S&P 500	Category
P/E Ratio	20.26	17.05	21.89
P/B Ratio	3.09	2.97	4.83
P/C Ratio	9.57	8.80	13.89
GeoAvgCap(\$mil)	86,163.19	105,009.98	168,043.11

Risk Measures as of 03-31-19

	Port Avg	S&P 500	Category
3 Yr Std Dev	11.47	10.73	12.76
3 Yr Sharpe Ratio	1.33	1.12	1.09
3 Yr Alpha	3.25	—	0.94
3 Yr Beta	1.00	—	1.07
3 Yr R-squared	87.80	—	83.66

Morningstar Sectors as of 02-28-19

	%Fund	S&P 500 %
Cyclical	33.88	32.26
Basic Materials	3.26	2.46
Consumer Cyclical	16.87	11.90
Financial Services	12.76	15.40
Real Estate	0.99	2.50
Sensitive	44.65	42.16
Communication Services	3.28	3.56
Energy	5.52	5.43
Industrials	6.57	10.23
Technology	29.28	22.94
Defensive	21.47	25.59
Consumer Defensive	2.80	7.77
Healthcare	18.23	14.49
Utilities	0.44	3.33

Notes

This material is authorized for client use only when preceded or accompanied by a Disclosure Statement, a product prospectus, a fund prospectus and/or informational brochure containing more complete information. These can be obtained from your investment professional and should be read carefully before investing or sending money.

NOT A DEPOSIT — NOT FDIC INSURED — NOT INSURED BY ANY FEDERAL GOVERNMENT AGENCY — NOT GUARANTEED BY THE INSTITUTION — MAY GO DOWN IN VALUE