

Release Date: 09-30-2018

# Invesco VI International Growth Fund — Series I Shares

## Investment Strategy from investment's prospectus

The investment seeks long-term growth of capital. The fund invests primarily in equity securities and depositary receipts of foreign issuers. The principal types of equity securities in which the fund invests are common and preferred stock. The fund may also invest up to 1.25 times the amount of the exposure to emerging markets countries in the MSCI All Country World ex-U.S. Growth Index. It invests primarily in securities of issuers that are considered by the fund's portfolio managers to have the potential for earnings or revenue growth.

Past name: AIM V.I. International Growth I.

## Category Description: Foreign Large Growth

Foreign large-growth funds focus on high-priced growth stocks, mainly outside of the United States. Most of these funds divide their assets among a dozen or more developed markets, including Japan, Britain, France, and Germany. They tend to invest the rest in emerging markets such as Hong Kong, Brazil, Mexico and Thailand. These funds typically will have less than 20% of assets invested in U.S. stocks.

## Operations

Fund Inception Date	05-05-93
Initial Share Class Inception Date	05-05-93
Advisor	Invesco Advisers, Inc.
Subadvisor	—

## Fees and Expenses as of 04-30-18

Gross Prospectus Expense Ratio	0.94%
Net Prospectus Expense Ratio	0.93%


Waiver Data	Type	Exp.Date	%
Expense Ratio	Contractual	06-30-19	0.01

## Portfolio Manager(s)

Clas G. Olsson, B.A., University of TexasAustin. Since 1997.  
 Matthew W. Dennis, CFA. M.S., Texas A&M University. B.A., University of TexasAustin. Since 2003.

## Portfolio Analysis as of 06-30-18

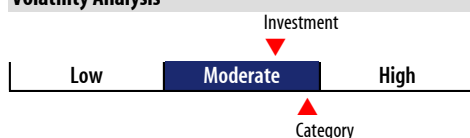
### Composition as of 06-30-18



### Top 20 Holdings as of 06-30-18

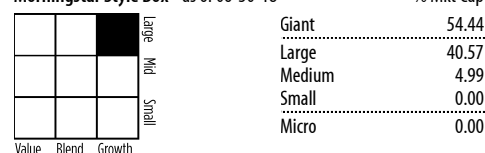
Company	% Assets
CGI Group Inc A	3.41
Deutsche Boerse AG	2.96
Broadcom Inc	2.87
SAP SE	2.77
Investor AB B	2.59
Amcor Ltd	2.56
NAVER Corp	2.43
Fomento Economico Mexicano SAB de CV ADR	2.36
Taiwan Semiconductor Manufacturing Co Ltd ADR	2.25
RELX PLC	2.21
Schneider Electric SE	2.19
Allianz SE	1.99
Wolters Kluwer NV	1.92
Compass Group PLC	1.88
CK Hutchison Holdings Ltd	1.87
Novartis AG	1.81
United Overseas Bank Ltd	1.73
Pernod Ricard SA	1.72
Carlsberg A/S B	1.66
Julius Baer Gruppe AG	1.64
Total Number of Stock Holdings	64
Total Number of Bond Holdings	—
Annual Turnover Ratio %	34.00
Total Fund Assets (\$mil)	1,690.38

## Volatility Analysis



In the past, this investment has shown a relatively moderate range of price fluctuations relative to other investments. This investment may experience larger or smaller price declines or price increases depending on market conditions. Some of this risk may be offset by owning other investments with different portfolio makeups or investment strategies.

## Morningstar Style Box™ as of 06-30-18



## Statistics as of 06-30-18

Statistic	Stk Port Avg	S&P 500	Category
P/E Ratio	16.46	17.98	18.16
P/B Ratio	2.14	3.17	2.63
P/C Ratio	10.39	13.67	7.99
GeoAvgCap(\$mil)	38,313.23	109,557.79	34,587.11

## Risk Measures as of 09-30-18

Metric	Port Avg	S&P 500	Category
3 Yr Std Dev	9.88	9.18	10.61
3 Yr Sharpe Ratio	0.67	1.69	0.89
3 Yr Alpha	-1.30	—	1.48
3 Yr Beta	0.86	—	0.86
3 Yr R-squared	90.04	—	79.06

## Top 10 Countries as of 06-30-18

Country	% Assets
United Kingdom	11.81
Canada	10.02
Germany	9.88
France	7.89
Switzerland	7.24
Japan	7.15
China	5.22
Australia	4.76
Netherlands	4.37
United States	4.14

## Notes

This material is authorized for client use only when preceded or accompanied by a Disclosure Statement, a product prospectus, a fund prospectus and/or informational brochure containing more complete information. These can be obtained from your investment professional and should be read carefully before investing or sending money.

NOT A DEPOSIT — NOT FDIC INSURED — NOT INSURED BY ANY FEDERAL GOVERNMENT AGENCY — NOT GUARANTEED BY THE INSTITUTION — MAY GO DOWN IN VALUE