

Release Date: 03-31-2023

# Vanguard VIF Equity Index Portfolio

## Investment Strategy from investment's prospectus

The investment seeks to track the performance of the Standard & Poors 500 Index that measures the investment return of large-capitalization stocks. The Portfolio employs an indexing investment approach designed to track the performance of the Standard & Poor's 500 Index, a widely recognized benchmark of U.S. stock market performance that is dominated by the stocks of large U.S. companies. The advisor attempts to replicate the index by investing all, or substantially all, of its assets in the stocks that make up the index, holding each stock in approximately the same proportion as its weighting in the index.

## Category Description: Large Blend

Large-blend funds have portfolios that are fairly representative of the overall U.S. stock market in size, growth rates, and price. They tend to invest across the spectrum of U.S. industries, and owing to their broad exposure, the portfolios' returns are often similar to those of the S&P 500 Index.

## Operations

Fund Inception Date	04-29-91
Initial Share Class Inception Date	04-29-91
Advisor	Vanguard Group Inc
Subadvisor	—

## Fees and Expenses as of 05-02-22

Gross Prospectus Expense Ratio	0.14%
Net Prospectus Expense Ratio	0.14%

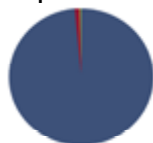
Waiver Data	Type	Exp.Date	%
—	—	—	—

## Portfolio Manager(s)

Donald M. Butler, CFA. B.A./B.S., Shippensburg University. Since 2016.  
 Michelle Louie, CFA. M.B.A., Georgia Institute of Technology. B.S., American University. Since 2017.

## Portfolio Analysis as of 02-28-23

### Composition as of 02-28-23

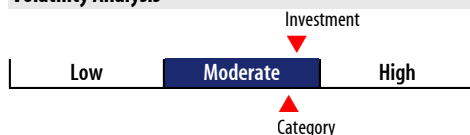


	% Assets
U.S. Stocks	98.52
Non-U.S. Stocks	1.13
Bonds	0.00
Cash	0.37
Other	0.00

### Top 20 Holdings as of 02-28-23

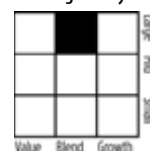
	% Assets
Apple Inc	6.61
Microsoft Corp	5.58
Amazon.com Inc	2.51
NVIDIA Corp	1.73
Tesla Inc	1.66
Berkshire Hathaway Inc Class B	1.65
Alphabet Inc Class A	1.61
Alphabet Inc Class C	1.43
Exxon Mobil Corp	1.36
UnitedHealth Group Inc	1.33
JPMorgan Chase & Co	1.26
Johnson & Johnson	1.20
Meta Platforms Inc Class A	1.18
Visa Inc Class A	1.08
Procter & Gamble Co	0.98
The Home Depot Inc	0.91
Mastercard Inc Class A	0.90
Chevron Corp	0.86
AbbVie Inc	0.82
Merck & Co Inc	0.81
Total Number of Stock Holdings	504
Total Number of Bond Holdings	—
Annual Turnover Ratio %	5.00
Total Fund Assets (\$mil)	7,927.49

## Volatility Analysis



In the past, this investment has shown a relatively moderate range of price fluctuations relative to other investments. This investment may experience larger or smaller price declines or price increases depending on market conditions. Some of this risk may be offset by owning other investments with different portfolio makeups or investment strategies.

## Morningstar Style Box™ as of 02-28-23



	% Mkt Cap
Giant	48.82
Large	35.01
Medium	16.03
Small	0.14
Micro	0.00

## Statistics as of 02-28-23

	Stk Port Avg	S&P 500	Category
P/E Ratio	17.99	18.64	18.12
P/B Ratio	3.30	3.42	3.63
P/C Ratio	10.56	11.19	11.40
GeoAvgCap(\$mil)	170,301.95	188,808.39	248,349.44

## Risk Measures as of 03-31-23

	Port Avg	S&P 500	Category
3 Yr Std Dev	19.22	19.23	18.98
3 Yr Sharpe Ratio	0.92	0.92	0.89
3 Yr Alpha	-0.13	—	-0.15
3 Yr Beta	1.00	—	0.96
3 Yr R-squared	100.00	—	94.54

## Morningstar Sectors as of 02-28-23

	%Fund	S&P 500 %
Cyclical	29.73	27.88
Basic Materials	2.51	2.38
Consumer Cyclical	10.46	10.41
Financial Services	13.98	12.45
Real Estate	2.78	2.64
Sensitive	45.90	47.81
Communication Services	7.67	8.11
Energy	4.80	4.61
Industrials	8.71	8.43
Technology	24.72	26.66
Defensive	24.37	24.31
Consumer Defensive	7.13	7.18
Healthcare	14.42	14.27
Utilities	2.82	2.86

## Notes

This material is authorized for client use only when preceded or accompanied by a Disclosure Statement, a product prospectus, a fund prospectus and/or informational brochure containing more complete information. These can be obtained from your investment professional and should be read carefully before investing or sending money.

NOT A DEPOSIT — NOT FDIC INSURED — NOT INSURED BY ANY FEDERAL GOVERNMENT AGENCY — NOT GUARANTEED BY THE INSTITUTION — MAY GO DOWN IN VALUE