

# Putnam VT Income Fund — Class IB

## Investment Strategy from investment's prospectus

The investment seeks high current income consistent with what the advisor believes to be prudent risk. The fund invests mainly in bonds that are securitized debt instruments (such as mortgage-backed investments) and other obligations of companies and governments worldwide denominated in U.S. dollars, or (to a lesser extent) foreign currencies, are either investment-grade or below-investment-grade in quality and have intermediate- to long-term maturities (three years or longer). The advisor typically uses to a significant extent derivatives, such as futures, options, and swap contracts, for both hedging and non-hedging purposes.

## Category Description: Intermediate Core-Plus Bond

Intermediate-term core-plus bond portfolios invest primarily in investment-grade U.S. fixed-income issues including government, corporate, and securitized debt, but generally have greater flexibility than core offerings to hold non-core sectors such as corporate high yield, bank loan, emerging-markets debt, and non-U.S. currency exposures. Their durations (a measure of interest-rate sensitivity) typically range between 75% and 125% of the three-year average of the effective duration of the Morningstar Core Bond Index.

## Operations

Fund Inception Date	04-30-98
Initial Share Class Inception Date	02-01-88
Advisor	Putnam Investment Management, LLC
Subadvisor	Putnam Investments Limited

## Fees and Expenses as of 04-30-22

Gross Prospectus Expense Ratio	0.82%
Net Prospectus Expense Ratio	0.82%

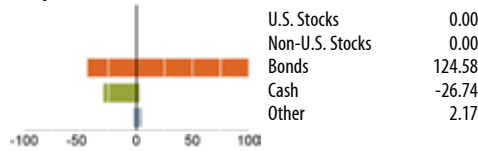
Waiver Data	Type	Exp.Date	%
—	—	—	—

## Portfolio Manager(s)

Michael V. Salm, B.S., Cornell University, 1987. Since 2007.  
 Brett Kozlowski, CFA, B.S., Massachusetts Institute of Technology. Since 2011.

## Portfolio Analysis as of 02-28-23

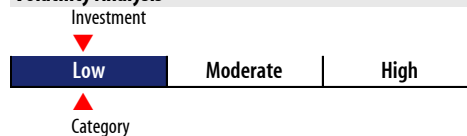
### Composition as of 02-28-23



### Top 20 Holdings as of 02-28-23


Security	% Assets
2 Year Treasury Note Future June 23 06-30-23	26.32
Federal National Mortgage Association 5% 03-01-53	26.15
10 Year Treasury Note Future June 23 06-21-23	8.55
Ultra US Treasury Bond Future June 23 06-21-23	6.93
5 Year Treasury Note Future June 23 06-30-23	6.74
Federal National Mortgage Association 5.5% 03-01-53	6.48
Federal National Mortgage Association 4.5% 03-01-53	6.25
Government National Mortgage Association 3.5% 03-01-53	3.58
Federal National Mortgage Association 3.5% 03-01-53	3.55
Federal National Mortgage Association 6% 03-01-53	3.28
Federal National Mortgage Association 2% 03-01-53	3.17
US Treasury Bond Future June 23 06-21-23	2.76
Federal National Mortgage Association 2.5% 03-01-53	2.75
Government National Mortgage Association 4.5% 03-01-53	2.52
Government National Mortgage Association 3% 03-01-53	2.32
Federal National Mortgage Association 3% 03-01-53	2.28
Ultra 10 Year US Treasury Note Future June 23 06-21-23	1.83
Government National Mortgage Association 4% 03-01-53	1.23
Federal National Mortgage Association 3.5% 06-01-56	0.80
CONNECTICUT AVENUE SECURITIES TRUST 2022-R02	0.69
7.48413% 01-25-42	—
Total Number of Stock Holdings	809
Total Number of Bond Holdings	809
Annual Turnover Ratio %	793.00
Total Fund Assets (\$mil)	156.09

## Volatility Analysis



In the past, this investment has shown a relatively small range of fluctuations relative to other investments. Based on this measure, currently more than two thirds of all investments have shown higher levels of risk. Consequently, this investment may appeal to investors looking for a conservative investment strategy.

## Morningstar Style Box™ as of 02-28-23



Average Effective Duration	6.54
Average Effective Maturity	10.87

## Risk Measures as of 03-31-23

Metric	Port Avg	BC Aggr	Category
3 Yr Std Dev	6.59	6.28	6.67
3 Yr Sharpe Ratio	-0.72	-0.60	-0.32
3 Yr Alpha	-0.86	—	1.77
3 Yr Beta	1.02	—	1.02
3 Yr R-squared	94.38	—	92.31

## Morningstar Sectors as of 02-28-23

Sector	%Fund	%Category
Government	42.66	28.03
Corporate	31.78	29.00
Securitized	25.08	29.35
Municipal	0.00	0.73
Cash and Equivalents	0.49	5.62
Other	0.00	7.27

## Credit Analysis as of 12-31-22

Rating	%Bonds
AAA	59
AA	5
A	9
BBB	16
BB	3
B	2
Below B	3
NR/NA	4

## Notes

This material is authorized for client use only when preceded or accompanied by a Disclosure Statement, a product prospectus, a fund prospectus and/or informational brochure containing more complete information. These can be obtained from your investment professional and should be read carefully before investing or sending money.

NOT A DEPOSIT — NOT FDIC INSURED — NOT INSURED BY ANY FEDERAL GOVERNMENT AGENCY — NOT GUARANTEED BY THE INSTITUTION — MAY GO DOWN IN VALUE