

Release Date: 03-31-2023

NVIT DoubleLine Total Return Tactical Fund — Class Y

Investment Strategy from investment's prospectus

The investment seeks to maximize total return. The fund's manager employs a flexible investment approach, allocating across different types of fixed-income, or debt, securities. Consistent with this approach, it may invest in U.S. government securities and foreign government bonds. The fund also may invest in corporate loans. It may invest in securities issued by foreign issuers, including those that are located in emerging market countries, although, under normal circumstances, it does not invest more than 25% of its net assets, at the time of purchase, in emerging market securities. The fund is non-diversified.

Past name: DoubleLine NVIT Total Return Tactical Y.

Category Description: Intermediate Core-Plus Bond

Intermediate-term core-plus bond portfolios invest primarily in investment-grade U.S. fixed-income issues including government, corporate, and securitized debt, but generally have greater flexibility than core offerings to hold non-core sectors such as corporate high yield, bank loan, emerging-markets debt, and non-U.S. currency exposures. Their durations (a measure of interest-rate sensitivity) typically range between 75% and 125% of the three-year average of the effective duration of the Morningstar Core Bond Index.

Operations

Fund Inception Date	10-16-17
Initial Share Class Inception Date	10-16-17
Advisor	Nationwide Fund Advisors
Subadvisor	DoubleLine Capital LP

Fees and Expenses as of 05-02-22

Gross Prospectus Expense Ratio	0.72%
Net Prospectus Expense Ratio	0.60%

Waiver Data


Type	Exp.Date	%	
Expense Ratio	Contractual	04-30-23	0.12

Portfolio Manager(s)

Jeffrey J. Sherman, CFA. Since 2017.
 Jeffrey E. Gundlach. Since 2017.

Portfolio Analysis as of 02-28-23

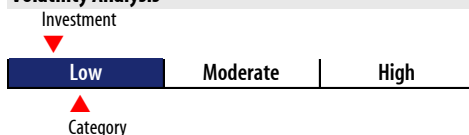
Composition as of 02-28-23



Top 20 Holdings as of 02-28-23


Security	% Assets
United States Treasury Bonds 4% 11-15-52	7.03
United States Treasury Bonds 3.625% 02-15-53	6.83
Fnma Pass-Thru I 2.08% 10-01-33	2.61
DoubleLine Floating Rate I	2.07
Government National Mortgage Association 3.5% 05-20-51	2.04
United States Treasury Notes 3.5% 02-15-33	1.93
Fnma Pass-Thru I 2.5% 11-01-50	1.41
Federal National Mortgage Association 3% 08-01-50	1.37
Fnma Pass-Thru I 3.5% 11-01-50	1.32
Fnma Pass-Thru I 2% 05-01-51	1.19
Federal National Mortgage Association 2.5% 09-25-51	1.05
Federal National Mortgage Association 2.5% 10-25-41	1.04
PRPM 2020-5 LLC 6.9% 09-27-27	1.03
Federal National Mortgage Association 2.54% 02-01-32	1.02
Federal National Mortgage Association 2.08% 05-01-30	0.99
Freddie Mac Seasoned Credit Risk Transfer Trust 3% 02-25-59	0.91
C-Bass Mtg 06-Cb4 4.917% 05-25-36	0.82
Federal Home Loan Mortgage Corporation 3% 01-01-50	0.82
Federal National Mortgage Association 2.4647% 05-25-30	0.81
Fnma Pass-Thru I 3% 07-01-51	0.81
Total Number of Stock Holdings	—
Total Number of Bond Holdings	473
Annual Turnover Ratio %	113.27
Total Fund Assets (\$mil)	184.35

Volatility Analysis



In the past, this investment has shown a relatively small range of fluctuations relative to other investments. Based on this measure, currently more than two thirds of all investments have shown higher levels of risk. Consequently, this investment may appeal to investors looking for a conservative investment strategy.

Morningstar Style Box™ as of 02-28-23



Average Effective Duration	5.95
Average Effective Maturity	9.26

Risk Measures as of 03-31-23

Metric	Port Avg	BC Aggr	Category
3 Yr Std Dev	5.46	6.28	6.67
3 Yr Sharpe Ratio	-0.45	-0.60	-0.32
3 Yr Alpha	0.70	—	1.77
3 Yr Beta	0.84	—	1.02
3 Yr R-squared	93.39	—	92.31

Morningstar Sectors as of 02-28-23

Sector	%Fund	%Category
Government	25.07	28.03
Corporate	15.96	29.00
Securitized	54.19	29.35
Municipal	0.00	0.73
Cash and Equivalents	4.77	5.62
Other	0.00	7.27

Credit Analysis as of 12-31-22

Credit Rating	%Bonds
AAA	61
AA	2
A	4
BBB	10
BB	7
B	3
Below B	8
NR/NA	4

Notes

This material is authorized for client use only when preceded or accompanied by a Disclosure Statement, a product prospectus, a fund prospectus and/or informational brochure containing more complete information. These can be obtained from your investment professional and should be read carefully before investing or sending money.

NOT A DEPOSIT — NOT FDIC INSURED — NOT INSURED BY ANY FEDERAL GOVERNMENT AGENCY — NOT GUARANTEED BY THE INSTITUTION — MAY GO DOWN IN VALUE