

Release Date: 03-31-2023

Janus Henderson VIT Flexible Bond Portfolio — Service Shares

Investment Strategy from investment's prospectus

The investment seeks to obtain maximum total return, consistent with preservation of capital. The Portfolio pursues its investment objective by primarily investing, under normal circumstances, at least 80% of its net assets (plus any borrowings for investment purposes) in bonds. The Portfolios average portfolio duration may normally range from 3 years to 7 years. The Portfolio will limit its investment in high-yield/high-risk bonds (also known as junk bonds) to 35% or less of its net assets.

Past name: Janus Henderson Flexible Bond Svc.

Category Description: Intermediate Core-Plus Bond

Intermediate-term core-plus bond portfolios invest primarily in investment-grade U.S. fixed-income issues including government, corporate, and securitized debt, but generally have greater flexibility than core offerings to hold non-core sectors such as corporate high yield, bank loan, emerging-markets debt, and non-U.S. currency exposures. Their durations (a measure of interest-rate sensitivity) typically range between 75% and 125% of the three-year average of the effective duration of the Morningstar Core Bond Index.

Operations

Fund Inception Date	12-31-99
Initial Share Class Inception Date	09-13-93
Advisor	Janus Henderson Investors US LLC
Subadvisor	—

Fees and Expenses as of 04-29-22

Gross Prospectus Expense Ratio	0.84%
Net Prospectus Expense Ratio	0.82%

Waiver Data


Type	Exp.Date	%
Contractual	04-29-23	0.02

Portfolio Manager(s)

Michael Keough, B.S., United States Air Force Academy. Since 2015.
 Greg J. Wilensky, CFA, M.B.A., University of Chicago. B.S., Washington University. Since 2020.

Portfolio Analysis as of 12-31-22

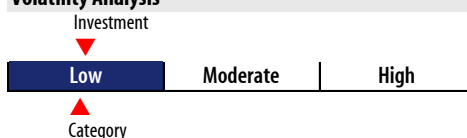
Composition as of 12-31-22



Top 20 Holdings as of 12-31-22


Security	% Assets
United States Treasury Notes 4.125% 11-15-32	4.84
United States Treasury Notes 3.875% 11-30-27	3.67
United States Treasury Bonds 3% 08-15-52	3.24
United States Treasury Notes 4.375% 10-31-24	3.14
United States Treasury Bonds 4% 11-15-42	2.92
United States Treasury Notes 4.125% 10-31-27	2.45
United States Treasury Notes 4.125% 09-30-27	2.24
United States Treasury Notes 3.875% 11-30-29	1.73
Federal National Mortgage Association 5%	1.50
Federal National Mortgage Association 3.5%	1.45
United States Treasury Bonds 1.75% 08-15-41	1.39
United States Treasury Notes 1.125% 08-31-28	1.19
United States Treasury Bonds 2% 11-15-41	1.17
Federal National Mortgage Association 3% 02-01-47	0.80
Government National Mortgage Association 2.5%	0.77
United States Treasury Bonds 2.375% 02-15-42	0.75
Federal National Mortgage Association 5.5%	0.70
Government National Mortgage Association 4%	0.68
Government National Mortgage Association 4.5%	0.68
Fnma Pass-Thru I 2.5% 02-01-52	0.65
Total Number of Stock Holdings	—
Total Number of Bond Holdings	470
Annual Turnover Ratio %	182.00
Total Fund Assets (\$mil)	566.44

Volatility Analysis



In the past, this investment has shown a relatively small range of fluctuations relative to other investments. Based on this measure, currently more than two thirds of all investments have shown higher levels of risk. Consequently, this investment may appeal to investors looking for a conservative investment strategy.

Morningstar Style Box™ as of 12-31-22



Average Effective Duration	5.89
Average Effective Maturity	7.94

Risk Measures as of 03-31-23

Metric	Port Avg	BC Aggr	Category
3 Yr Std Dev	6.75	6.28	6.67
3 Yr Sharpe Ratio	-0.30	-0.60	-0.32
3 Yr Alpha	1.92	—	1.77
3 Yr Beta	1.06	—	1.02
3 Yr R-squared	95.31	—	92.31

Morningstar Sectors as of 12-31-22

Sector	%Fund	%Category
Government	36.23	28.03
Corporate	16.59	29.00
Securitized	31.99	29.35
Municipal	0.00	0.73
Cash and Equivalents	15.20	5.62
Other	0.00	7.27

Credit Analysis as of 12-31-22

Credit Rating	%Bonds
AAA	72
AA	3
A	7
BBB	11
BB	2
B	0
Below B	0
NR/NA	4

Notes

This material is authorized for client use only when preceded or accompanied by a Disclosure Statement, a product prospectus, a fund prospectus and/or informational brochure containing more complete information. These can be obtained from your investment professional and should be read carefully before investing or sending money.

NOT A DEPOSIT — NOT FDIC INSURED — NOT INSURED BY ANY FEDERAL GOVERNMENT AGENCY — NOT GUARANTEED BY THE INSTITUTION — MAY GO DOWN IN VALUE