

Release Date: 03-31-2023

# DFA Investment Dimensions Group — VA U.S. Targeted Value Portfolio

## Investment Strategy from investment's prospectus

The investment seeks long-term capital appreciation. The fund, using a market capitalization weighted approach, purchases a broad and diverse group of readily marketable securities of U.S. small and mid cap companies that the Advisor determines to be value stocks with higher profitability. As a non-fundamental policy, it will invest at least 80% of its net assets in securities of U.S. companies. The fund may purchase or sell futures contracts and options on futures contracts for U.S. equity securities and indices, to increase or decrease equity market exposure based on actual or expected cash inflows to or outflows from the Portfolio.

Past name: DFA VA Small Value Portfolio.

## Category Description: Small Value

Small-value funds invest in small-caps with valuations and growth rates below other small-cap peers. They tend to invest in manufacturing, financial and energy sectors.

## Operations

Fund Inception Date	10-03-95
Initial Share Class Inception Date	10-03-95
Advisor	Dimensional Fund Advisors LP
Subadvisor	—

## Fees and Expenses as of 02-28-23

Gross Prospectus Expense Ratio	0.29%
Net Prospectus Expense Ratio	0.29%

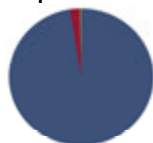
Waiver Data	Type	Exp.Date	%
—	—	—	—

## Portfolio Manager(s)

Jed S. Fogdall. M.B.A., University of California, Los Angeles, 2003. B.S., Purdue University, 1997. Since 2012.  
 Joel P. Schneider. M.S., University of Minnesota. B.S., Iowa State University. Since 2015.

## Portfolio Analysis as of 02-28-23

### Composition as of 02-28-23

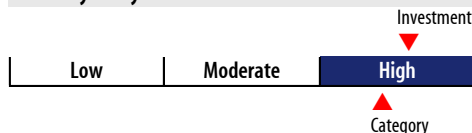


	% Assets
U.S. Stocks	97.47
Non-U.S. Stocks	2.24
Bonds	0.00
Cash	0.30
Other	0.03

### Top 20 Holdings as of 02-28-23

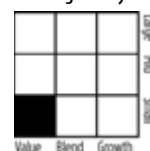
	% Assets
Reliance Steel & Aluminum Co	0.68
First Solar Inc	0.65
BorgWarner Inc	0.63
First Horizon Corp	0.61
Arrow Electronics Inc	0.59
PulteGroup Inc	0.56
Penske Automotive Group Inc	0.46
Toll Brothers Inc	0.45
Universal Health Services Inc Class B	0.45
Knight-Swift Transportation Holdings Inc Class A	0.44
Alcoa Corp	0.44
Amkor Technology Inc	0.43
Unum Group	0.43
Mohawk Industries Inc	0.43
New York Community Bancorp Inc	0.42
Murphy Oil Corp	0.42
HF Sinclair Corp	0.42
PDC Energy Inc	0.42
AutoNation Inc	0.41
Flex Ltd	0.40
Total Number of Stock Holdings	1296
Total Number of Bond Holdings	—
Annual Turnover Ratio %	19.00
Total Fund Assets (\$mil)	532.59

## Volatility Analysis



In the past, this investment has shown a wide range of price fluctuations relative to other investments. This investment may experience significant price increases in favorable markets or undergo large price declines in adverse markets. Some of this risk may be offset by owning other investments that follow different investment strategies.

## Morningstar Style Box™ as of 02-28-23



	% Mkt Cap
Giant	0.00
Large	0.71
Medium	20.60
Small	48.28
Micro	30.42

## Statistics as of 02-28-23

	Stk Port Avg	S&P 500	Category
P/E Ratio	10.21	18.64	11.56
P/B Ratio	1.26	3.42	1.50
P/C Ratio	3.74	11.19	4.84
GeoAvgCap(\$mil)	2,788.64	188,808.39	3,893.90

## Risk Measures as of 03-31-23

	Port Avg	S&P 500	Category
3 Yr Std Dev	23.60	19.23	22.87
3 Yr Sharpe Ratio	1.27	0.92	1.05
3 Yr Alpha	12.15	—	6.99
3 Yr Beta	1.00	—	0.96
3 Yr R-squared	66.91	—	65.55

## Morningstar Sectors as of 02-28-23

	%Fund	S&P 500 %
Cyclical	48.70	27.88
Basic Materials	6.82	2.38
Consumer Cyclical	14.97	10.41
Financial Services	25.76	12.45
Real Estate	1.15	2.64
Sensitive	39.91	47.81
Communication Services	2.86	8.11
Energy	8.10	4.61
Industrials	18.22	8.43
Technology	10.73	26.66
Defensive	11.39	24.31
Consumer Defensive	4.99	7.18
Healthcare	5.91	14.27
Utilities	0.49	2.86

## Notes

This material is authorized for client use only when preceded or accompanied by a Disclosure Statement, a product prospectus, a fund prospectus and/or informational brochure containing more complete information. These can be obtained from your investment professional and should be read carefully before investing or sending money.

NOT A DEPOSIT — NOT FDIC INSURED — NOT INSURED BY ANY FEDERAL GOVERNMENT AGENCY — NOT GUARANTEED BY THE INSTITUTION — MAY GO DOWN IN VALUE