



NVIT International Index Fund

Nationwide VIT

Fact sheet

Q4 2018
AS OF 12/31/18

Objective: Seeks to match the performance of the MSCI Europe, Australasia and Far East Index (the MSCI EAFE® Index) as closely as possible before the deduction of Fund expenses

Class I
Class II
Class VIII

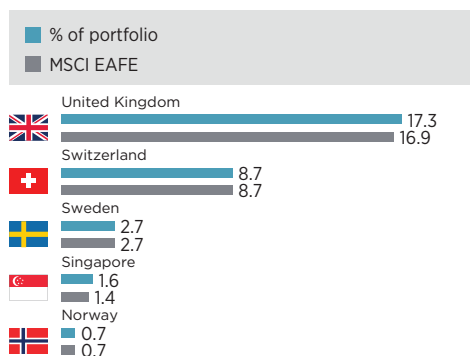
Asset class: International Equity
Morningstar category: Foreign Large Blend

Experienced management: Provides access to a deep team of highly seasoned investment professionals

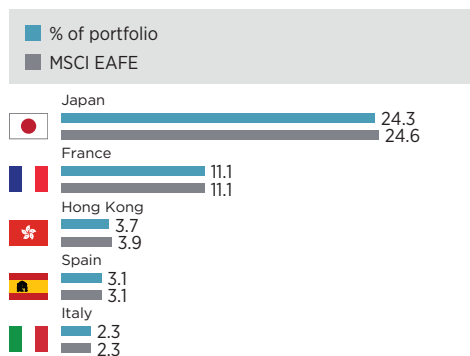
Low cost design: Utilizes a passive management approach and low turnover strategy to help reduce costs

Passive strategy: Invests at least 80% of the value of its net assets in equity securities of companies included in the benchmark

Top Countries: Overweights



Top Countries: Underweights



Average Annual Total Returns (%)

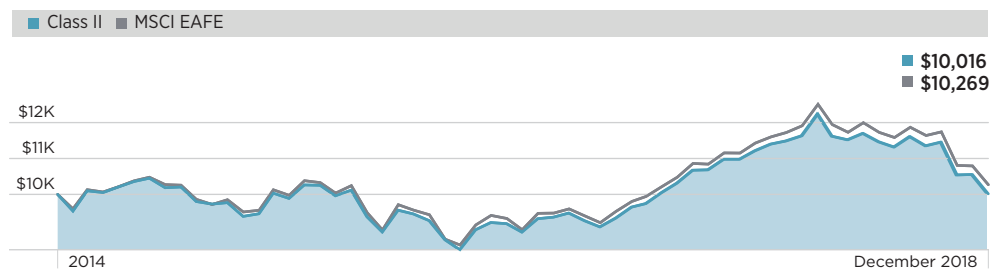
Share class	QTD	YTD	1-year	3-year	5-year	10-year
Class I	-12.56	-13.81	-13.81	2.80	0.28	6.01
Class II	-12.57	-13.90	-13.90	2.61	0.03	5.66
Class VIII	-12.53	-14.13	-14.13	2.42	-0.12	5.52
MSCI EAFE Index	-12.54	-13.79	-13.79	2.87	0.53	6.32
Category	-12.97	-15.25	-15.25	2.11	-0.26	5.86

Performance returns assume the reinvestment of all distributions. Returns for periods less than one year are not annualized. Total returns reflect a contractual expense limitation for direct annual Fund expenses for all classes for certain periods since inception, without which returns would have been lower. Performance numbers do not reflect and would be reduced by the insurance-related fees and charges of the variable product. Please consult the variable product prospectus for information about these fees and charges. Pre-inception historical performance for newer share classes is based on the corresponding share class performance of a Fund's predecessor fund. If no predecessor Fund applies, historical performance is based on that of the longest existing share class, adjusted for sales charges if applicable.

Share class	Expense ratios		Inception date
	Gross (%)	Net (%)	
Class I	0.43	0.43	04/30/2014
Class II	0.66	0.66	05/01/2006
Class VIII	0.83	0.83	05/01/2006

The expense ratios are as shown in the most recent prospectus. Expenses include underlying fund expenses. Please see the Fund's prospectus for more details.

Growth of \$10k (01/01/14-12/31/18)



The results shown represent past performance; past performance does not guarantee future results. Current performance may be lower or higher than the past performance shown. Share price, principal value, and return will vary, and you may have a gain or a loss when you sell your shares. For the most recent standardized performance, visit <https://www.nationwide.com/variable-annuity-prospectus-and-performance.jsp> or <https://www.nationwide.com/variable-life-products.jsp>.

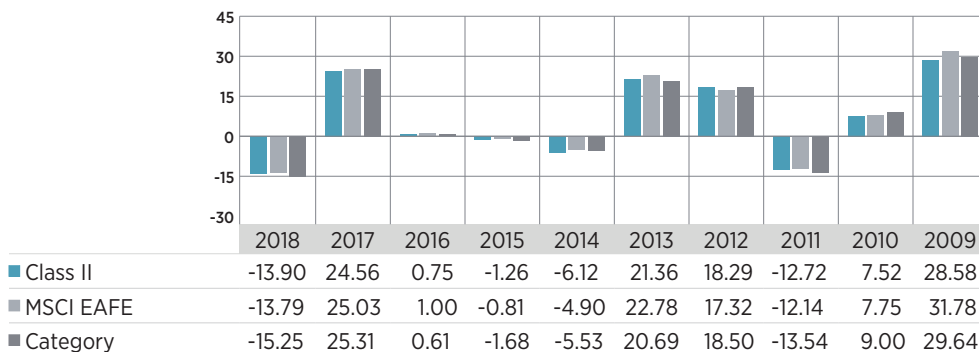
Portfolio Characteristics

Total Net Assets (all classes)	\$1.9B
Total Number of holdings	933
P/E ratio	17.7x
Sharpe Ratio*	0.2
Standard deviation*	11.0
Alpha*	-0.2
Beta*	1.0
R-Squared*	97.5
Turnover	5%

Portfolio characteristics are based on Class II shares.

*Rolling 36 months

Calendar Year Returns (%)



Portfolio Management

BlackRock Investment Management, LLC, Subadviser
Alan Mason, Fund tenure since 2014
Greg Savage, CFA, Fund tenure since 2012
Rachel Aguirre, Fund tenure since 2016
Creighton Jue, CFA, Fund tenure since 2016

BLACKROCK®

• Not a deposit • Not FDIC or NCUSIF insured • Not guaranteed by the institution • Not insured by any federal government agency • May lose value

DEFINITIONS: **Average annual total returns** are the annual compounded returns that would have produced the cumulative total return if fund performance had been constant during the given period. **P/E ratio** is the price of a stock divided by trailing 12-month earnings per share. **Sharpe ratio** measures excess return per unit of risk (standard deviation). A higher Sharpe ratio suggests better risk-adjusted performance. **Standard deviation** measures performance fluctuation, may not be indicative of future risk and is not a predictor of returns. **Alpha** represents the excess returns of a fund relative to its benchmark. A positive alpha is the added value an active manager has contributed over the benchmark returns. **Beta** measures volatility in relation to the fund's benchmark. A beta of less than 1.0 indicates lower volatility, while a beta of more than 1.0 indicates higher volatility relative to the benchmark. **R-Squared** measures the percentage of a fund's movements that can be explained by movements in a benchmark. **Turnover** measures how frequently investments are bought and sold within a fund during a 12 month period. The portfolio turnover rate is as of the fund's fiscal year end and is usually expressed as a percentage of the total value of a fund.

Variable products are sold by prospectus. Both the product and underlying fund prospectuses can be obtained by visiting Nationwide.com/prospectus or by calling 1-800-848-6331. Before investing, carefully read and consider the fund's investment objectives, risks, charges, expenses, and other important information contained in this and the underlying funds' prospectuses.

NVIT Funds are not sold to individual investors. These investment options are underlying subaccounts and cannot be purchased directly by the public. They are only available through variable products issued by life insurance companies. There is no assurance that the investment objective of any fund (or that of any underlying fund) will be achieved or that a diversified portfolio will produce better results than a non-diversified portfolio. Diversification does not guarantee returns or insulate an investor from potential losses, including the possible loss of principal. When evaluating the purchase of a variable annuity product, your clients should be aware that variable annuity products are long-term investment vehicles designed for retirement purposes and will fluctuate in value; and investing involves market risk, including possible loss of principal.

KEY RISKS: The Fund seeks to match the performance of an index. Correlation between Fund performance and index performance may be affected by Fund expenses, index composition changes, and the timing of Fund share purchases and redemptions. The Fund is subject to the risks of investing in equity securities (including mid-sized companies). Smaller companies are usually less stable in price and less liquid than larger, more established companies. Smaller companies are more vulnerable than larger companies to adverse business and economic developments and may have more limited resources. Therefore, they generally involve greater risk. The Fund also is subject to the risks of investing in foreign securities (currency fluctuations, political risks, differences in accounting and limited availability of information, all of which are magnified in emerging markets). Please refer to the most recent prospectus for a more detailed explanation of the Fund's principal risks. The Fund is indexed to an MSCI index. **The Fund is not sponsored, endorsed, or promoted by MSCI, and MSCI bears no liability with respect to any such funds or securities or any index on which such funds or securities are based.**

MSCI EAFE Index: An unmanaged, free float-adjusted, market capitalization-weighted index that is designed to measure the performance of large-cap and mid-cap stocks in developed markets as determined by MSCI; excludes the United States and Canada. Market index performance is provided by a third-party source Nationwide Funds Group deems to be reliable (Morningstar). Indexes are unmanaged and have been provided for comparison purposes only. No fees or expenses have been reflected. Individuals cannot invest directly in an index. © 2019 Morningstar. All Rights Reserved. The information contained herein: (1) is proprietary to Morningstar and/or its content providers; (2) may not be copied or distributed; and (3) is not warranted to be accurate, complete or timely. Neither Morningstar nor its content providers are responsible for any damages or losses arising from any use of this information.

Variable products are issued by Nationwide Life Insurance Co. or Nationwide Life and Annuity Insurance Co., Columbus, OH. The general distributor is Nationwide Investment Services Corporation (NISC), member FINRA. Nationwide Funds distributed by Nationwide Fund Distributors LLC (NFD), member FINRA, Columbus, OH. NISC and NFD are not affiliated with any subadviser contracted by Nationwide Fund Advisors (NFA), with the exception of Nationwide Asset Management, LLC (NWAM); and are not affiliated with Morningstar, Inc. Nationwide, the Nationwide N and Eagle and Nationwide is on your side are service marks of Nationwide Mutual Insurance Company. © 2019 Nationwide

STAY CONNECTED



@NWFinancial
nationwidefunds.com



Shareholders: 800-848-0920
Intermediaries: 877-877-5083

