



Nationwide Bond Fund

Mutual funds

Fact sheet

Q4 2018
AS OF 12/31/18

Objective: Seeks a high level of current income consistent with preserving capital

Class R6¹: NWIBX
Class R: GBDRX
Inst Svc: MUIBX

Asset class: Taxable Bond
Morningstar category: Intermediate-Term Bond

Quality matters:

Offers broad exposure to high quality fixed income investments predominantly in developed markets in order to help protect wealth

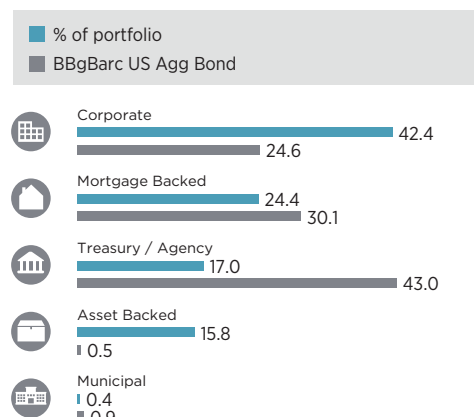
Disciplined approach:

Uses a consistent investment approach that emphasizes macro views, fundamental research and risk management

Fixed income expertise:

Provides access to a team of highly seasoned fixed income investment professionals

Top Sectors



Top Holdings

Security	% of portfolio
Government Of The United States Of America 0.625% 15-jan-2026	6.6
Government Of The United States Of America 2.0% 31-oct-2022	3.7
FNMA MORTPASS 3.5% 01/FEB/2047 CL PN# AS8810	2.9
FNMA MORTPASS 4.5% 01/AUG/2048 CL PN# CA2208	2.7
NextGear Floorplan Master Owner Trust	2.7

Holdings are provided for informational purposes and should not be deemed as a recommendation to buy or sell the securities.

Credit Quality (%)²

AAA	28.9
AA	24.2
A	10.4
BBB	26.2
Below BBB	10.1
Not Rated	0.3



Average Annual Total Returns (%)

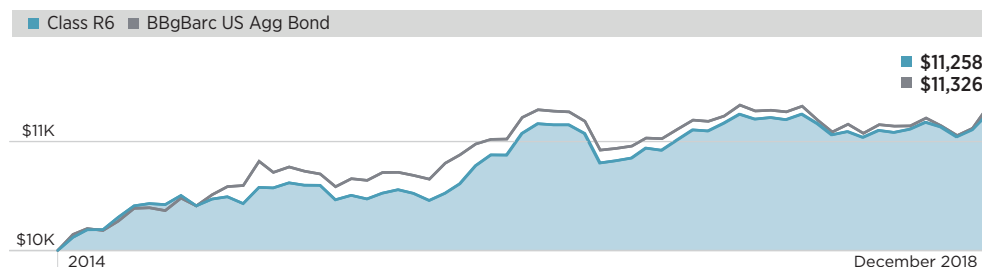
Share class	QTD	YTD	1-year	3-year	5-year	10-year
Class R6	1.11	0.05	0.05	2.48	2.40	4.99
Class R	0.98	-0.51	-0.51	1.85	1.75	4.35
Institutional Service Class	1.20	0.10	0.10	2.46	2.37	4.96
BBgBarc US Agg Bond Index	1.64	0.01	0.01	2.06	2.52	3.48
Category	0.87	-0.50	-0.50	2.15	2.27	4.31

Performance returns assume the reinvestment of all distributions. Returns for periods less than one year are not annualized. Total returns reflect a contractual expense limitation for direct annual fund expenses for all classes for certain periods since inception, without which returns would have been lower. Pre-inception historical performance for newer share classes is based on the corresponding share class performance of a Fund's predecessor fund. If no predecessor Fund applies, historical performance is based on that of the longest existing share class, adjusted for sales charges if applicable.

Share class	Expense ratios		Inception date
	Gross (%)	Net (%)	
Class R6	0.49	0.44	12/06/2012
Class R	1.19	1.14	10/01/2003
Institutional Service Class	0.55	0.50	03/03/1980

The expense ratios are as shown in the most recent prospectus. Expenses include underlying fund expenses. The difference between gross and net operating expenses reflects contractual fee waivers in place through 02/28/2019. Please see the Fund's prospectus for more details.

Growth of \$10k (01/01/14-12/31/18)



The results shown represent past performance; past performance does not guarantee future results. Current performance may be lower or higher than the past performance shown. Share price, principal value, and return will vary, and you may have a gain or a loss when you sell your shares. To obtain the most recent month-end performance, go to nationwide.com/mutualfunds or call 800-848-0920.

Sales charges and 12b-1 Fees: Institutional Service Class - no sales charge, no 12b-1 fee. Class R6 shares - no sales charge, no 12b-1 fee. Class R shares - no sales charge, 0.50% 12b-1 fee.

¹Formerly "Institutional Class" shares.

²Credit Quality specifies the percentages of the Fund's underlying holdings that are rated by Standard & Poor's Ratings Services (Standard & Poor's) to indicate the issuer's creditworthiness. Standard & Poor's bond credit ratings typically range from AAA (highest) to D (lowest). These ratings are not absolute standards of quality and do not provide assurance against default or other loss of principal value. Securities that are not rated by either agency are listed as "Not Rated." Ratings do not apply to the Fund itself or to Fund shares. Ratings may change.

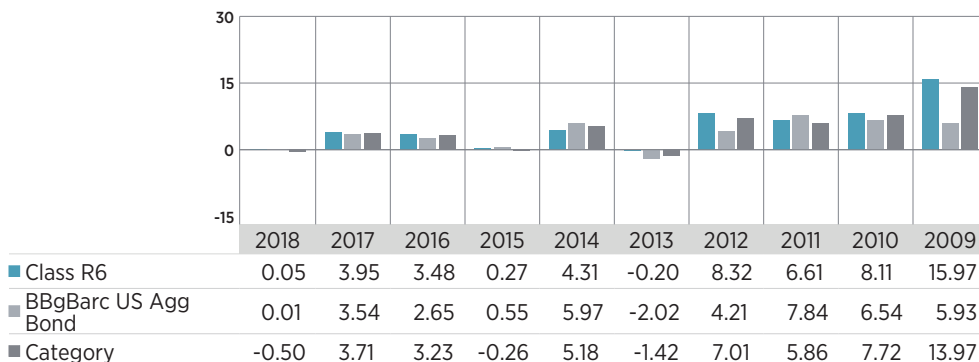
Portfolio Characteristics

Total Net Assets (all classes)	\$377.8M
Total Number of holdings	178
Average maturity	10.7
Effective duration	5.1
SEC 30-day yield	3.32%
SEC 30-day yield w/o waiver	3.25%
Standard deviation*	2.8
Turnover	48%

Portfolio characteristics are based on Class R6 shares.

*Rolling 36 months

Calendar Year Returns (%)



Portfolio Management

Nationwide Asset Management, LLC, Subadviser
Gary S. Davis, CFA, Fund tenure since 2004
Corsan Maley, Fund tenure since 2016



• Not a deposit • Not FDIC or NCUSIF insured • Not guaranteed by the institution • Not insured by any federal government agency • May lose value

DEFINITIONS: **Average annual total returns** are the annual compounded returns that would have produced the cumulative total return if fund performance had been constant during the given period. **Average maturity** is the weighted average time period for which the debt securities remain outstanding. Changes in interest rates have greater impact on funds with longer average maturity. **Effective duration** is an estimate of bond price sensitivity to changes in interest rates. The higher the duration, the greater the change (i.e., higher risk) in relation to interest-rate movements. **SEC 30-day yield** takes into account a fund's expense reduction, and reflects an estimated "yield to maturity" for a fund's entire portfolio. It should be regarded as an estimate of the fund's rate of investment income, and it may not equal the fund's actual income distribution rate, which reflects a fund's past dividends paid to shareholders. The calculation is in accordance with SEC standards. **SEC 30-day yield w/o waiver** does not take into account a fund's expense reduction, and reflects an estimated "yield to maturity" for a fund's entire portfolio. **Standard deviation** measures performance fluctuation, may not be indicative of future risk and is not a predictor of returns. **Turnover** measures how frequently investments are bought and sold within a fund during a 12 month period. The portfolio turnover rate is as of the fund's fiscal year end and is usually expressed as a percentage of the total value of a fund.

For more information about the available underlying investment options, please consult a fund prospectus. Carefully consider the investment objectives, risks, charges and expenses. Prospectuses contain this and other important information and should be read carefully before investing. To request a copy, call 1-888-867-5175 or visit your plan's website.

KEY RISKS: The Fund is subject to the risks of investing in fixed-income securities (including high-yield bonds), including default risk and interest rate risk. Funds that invest in high-yield securities are subject to greater default risk, liquidity risk, and price fluctuations than funds that invest in higher-quality securities. The prices of high-yield bonds tend to be more sensitive to adverse economic and business conditions than are higher-rated corporate bonds. Increased volatility may reduce the market value of high-yield bonds. They are also subject to the claims-paying ability of the issuing company. The Fund also is subject to the risks of investing in foreign securities (which may be more volatile, harder to price and less liquid than U.S. securities). Please refer to the most recent prospectus for more detailed information.

Bloomberg Barclays US Aggregate Bond Index: An unmanaged, market value-weighted index of U.S. dollar-denominated, investment-grade, fixed-rate, taxable debt issues, which includes Treasuries, government-related and corporate securities, mortgage-backed securities (agency fixed-rate and hybrid adjustable-rate mortgage pass-throughs), asset-backed securities and commercial mortgage-backed securities (agency and non-agency). Market index performance is provided by a third-party source Nationwide Funds Group deems to be reliable (Morningstar). Indexes are unmanaged and have been provided for comparison purposes only. No fees or expenses have been reflected. Individuals cannot invest directly in an index. © 2019 Morningstar. All Rights Reserved. The information contained herein: (1) is proprietary to Morningstar and/or its content providers; (2) may not be copied or distributed; and (3) is not warranted to be accurate, complete or timely. Neither Morningstar nor its content providers are responsible for any damages or losses arising from any use of this information.

Nationwide Funds distributed by Nationwide Fund Distributors LLC (NFD), member FINRA, Columbus, OH. NFD is not affiliated with any subadviser contracted by Nationwide Fund Advisors (NFA), with the exception of Nationwide Asset Management, LLC (NWAM). Nationwide Investment Services Corporation (NISC), member FINRA. NFD is not an affiliate of Morningstar, Inc.

Nationwide, the Nationwide N and Eagle and Nationwide is on your side are service marks of Nationwide Mutual Insurance Company. © 2019 Nationwide

STAY CONNECTED

