



Nationwide Amundi Strategic Income Fund

Mutual funds

Fact sheet

Q3 2018
AS OF 09/30/18

Objective: Seeks to provide a high level of current income

Class R6¹:
NWXGX
Inst Svc: NWXHX

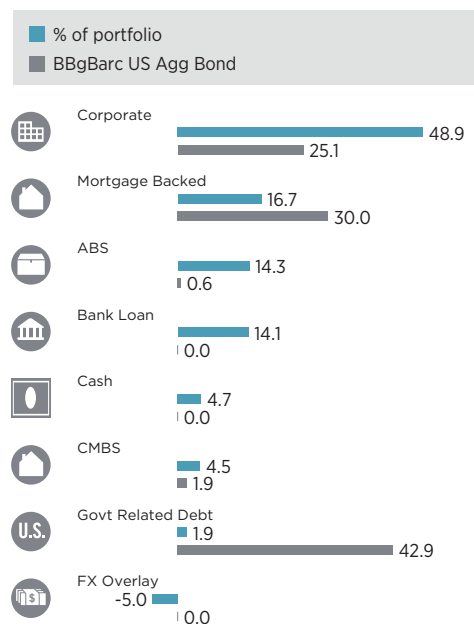
Asset class: Taxable Bond
Morningstar category:
Multisector Bond

Eye on diversification:
Allocates assets across various sectors to help decrease correlations and portfolio volatility

Defense against rising rates:
Offers a high relative level of income which may buffer the portfolio's value against the effects of rising interest rates

Complement or core:
Seeks to provide a meaningful income stream that may complement a core fixed-income portfolio or stand alone

Top Sectors



Credit Quality (%)²

Investment Grade	26.1
BB	34.3
B	26.0
CCC	4.6
Not Rated	9.0



Average Annual Total Returns (%)

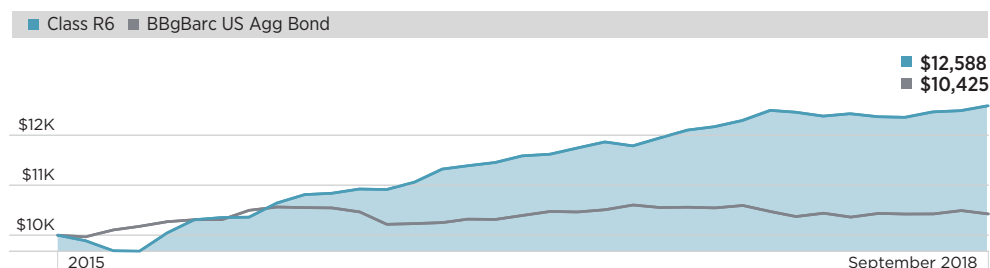
Share class	QTD	YTD	1-year	3-year	5-year	Since inception
Class R6	1.86	2.39	5.39	—	—	7.97
Institutional Service Class	1.96	2.41	5.41	—	—	7.96
BbgBarc US Agg Bond Index	0.02	-1.60	-1.22	1.31	2.16	—
Category	0.89	-0.10	0.59	4.05	3.15	—

Performance returns assume the reinvestment of all distributions. Returns for periods less than one year are not annualized. Total returns reflect a contractual expense limitation for direct annual Fund expenses for all classes for certain periods since inception, without which returns would have been lower.

Share class	Expense ratios		Inception date
	Gross (%)	Net (%)	
Class R6	1.27	0.67	11/02/2015
Institutional Service Class	1.52	0.92	11/02/2015

The expense ratios are as shown in the most recent prospectus. Expenses include underlying fund expenses. The difference between gross and net operating expenses reflects contractual fee waivers in place through 06/30/2019. Please see the Fund's prospectus for more details.

Growth of \$10k (12/01/15-09/30/18)



The results shown represent past performance; past performance does not guarantee future results. Current performance may be lower or higher than the past performance shown. Share price, principal value, and return will vary, and you may have a gain or a loss when you sell your shares. To obtain the most recent month-end performance, go to nationwide.com/mutualfunds or call 800-848-0920.

Sales charges and 12b-1 Fees: Class R6 shares - no sales charge, no 12b-1 fee. Institutional Service Class - no sales charge, no 12b-1 fee. Data shown in the Growth of \$10k chart is based on share class inception.

¹Formerly "Institutional Class" shares.

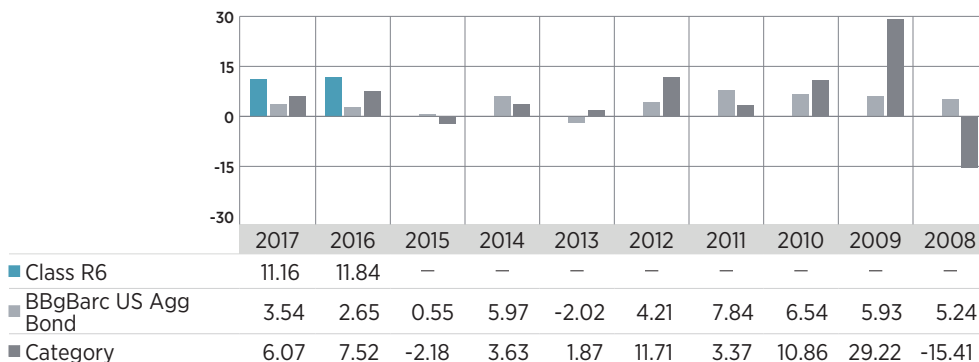
²Credit Quality specifies the percentages of the Fund's underlying holdings that are rated by Standard & Poor's Ratings Services (Standard & Poor's) to indicate the issuer's creditworthiness. Standard & Poor's bond credit ratings typically range from AAA (highest) to D (lowest). These ratings are not absolute standards of quality and do not provide assurance against default or other loss of principal value. Securities that are not rated by either agency are listed as "Not Rated." Ratings do not apply to the Fund itself or to Fund shares. Ratings may change.

Portfolio Characteristics

Total Net Assets (all classes)	\$117.2M
Total Number of holdings	205
Average maturity	10.9
Effective duration	1.4
SEC 30-day yield	4.30%
SEC 30-day yield w/o waiver	4.17%
Turnover	199%

Portfolio characteristics are based on Class R6 shares.

Calendar Year Returns (%)



Portfolio Management

Amundi Pioneer Asset Management, Inc., Subadviser
Jonathan M. Duensing, CFA, Fund tenure since 2015
Kenneth J. Monaghan, Fund tenure since 2015



• Not a deposit • Not FDIC or NCUSIF insured • Not guaranteed by the institution • Not insured by any federal government agency • May lose value

DEFINITIONS: **Average annual total returns** are the annual compounded returns that would have produced the cumulative total return if fund performance had been constant during the given period. **Average maturity** is the weighted average time period for which the debt securities remain outstanding. Changes in interest rates have greater impact on funds with longer average maturity. **Effective duration** is an estimate of bond price sensitivity to changes in interest rates. The higher the duration, the greater the change (i.e., higher risk) in relation to interest-rate movements. **SEC 30-day yield** takes into account a fund's expense reduction, and reflects an estimated "yield to maturity" for a fund's entire portfolio. It should be regarded as an estimate of the fund's rate of investment income, and it may not equal the fund's actual income distribution rate, which reflects a fund's past dividends paid to shareholders. The calculation is in accordance with SEC standards. **SEC 30-day yield w/o waiver** does not take into account a fund's expense reduction, and reflects an estimated "yield to maturity" for a fund's entire portfolio. **Standard deviation** measures performance fluctuation, may not be indicative of future risk and is not a predictor of returns. **Turnover** measures how frequently investments are bought and sold within a fund during a 12 month period. The portfolio turnover rate is as of the fund's fiscal year end and is usually expressed as a percentage of the total value of a fund.

For more information about the available underlying investment options, please consult a fund prospectus. Carefully consider the investment objectives, risks, charges and expenses. Prospectuses contain this and other important information and should be read carefully before investing. To request a copy, call 1-888-867-5175 or visit your plan's website.

KEY RISKS: The Fund is subject to the risks of investing in fixed-income securities, including high-yield bonds (which are more volatile). The Fund may invest in corporate loans (which have speculative characteristics and are high risk). The Fund also is subject to the risks of investing in foreign securities (currency fluctuations, political risks, differences in accounting and limited availability of information, all of which are magnified in emerging markets). The Fund may concentrate on specific sectors or countries, subjecting it to greater volatility than that of other mutual funds. The Fund may invest in more-aggressive investments such as derivatives (many of which create investment leverage and illiquidity, and are highly volatile). The Fund may invest in sovereign debt (a governmental entity may delay or refuse to pay interest or repay principal). Please refer to the most recent prospectus for more detailed information.

Bloomberg Barclays US Aggregate Bond Index: An unmanaged, market value-weighted index of U.S. dollar-denominated, investment-grade, fixed-rate, taxable debt issues, which includes Treasuries, government-related and corporate securities, mortgage-backed securities (agency fixed-rate and hybrid adjustable-rate mortgage pass-throughs), asset-backed securities and commercial mortgage-backed securities (agency and non-agency). Market index performance is provided by a third-party source Nationwide Funds Group deems to be reliable (Morningstar). Indexes are unmanaged and have been provided for comparison purposes only. No fees or expenses have been reflected. Individuals cannot invest directly in an index. © 2018 Morningstar. All Rights Reserved. The information contained herein: (1) is proprietary to Morningstar and/or its content providers; (2) may not be copied or distributed; and (3) is not warranted to be accurate, complete or timely. Neither Morningstar nor its content providers are responsible for any damages or losses arising from any use of this information.

Nationwide Funds distributed by Nationwide Fund Distributors LLC (NFD), member FINRA, Columbus, OH. NFD is not affiliated with any subadviser contracted by Nationwide Fund Advisors (NFA), with the exception of Nationwide Asset Management, LLC (NWAM). Nationwide Investment Services Corporation (NISC), member FINRA. NFD is not an affiliate of Morningstar, Inc.

Nationwide, the Nationwide N and Eagle and Nationwide is on your side are service marks of Nationwide Mutual Insurance Company. © 2018 Nationwide

STAY CONNECTED

