



# Nationwide Ziegler NYSE Arca Tech 100 Index Fund

Mutual funds

Fact sheet

**Q4 2018**  
AS OF 12/31/18

**Objective:** Seeks to track the total return of the NYSE Arca Tech 100 Index before deducting for Fund expenses

**Class A:** NWJCX  
**Class C:** NWJDX  
**Inst Svc:** NWJFX

**Asset class:** Sector Equity  
**Morningstar category:** Large Growth

**Broad diversification:**

Invests broadly in U.S. multi-industry technology, including health care, and exposure to companies that produce or deploy innovative technologies

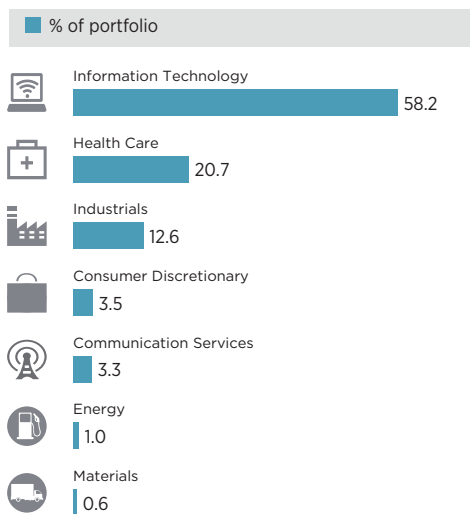
**Price-weighted methodology:**

Believes stock price rather than market cap determines the weight of stocks in the index, reducing concentration of top holdings within the portfolio

**Exclusivity:**

Represents the only fund based on the NYSE Arca Tech 100 Index, a widely recognized benchmark for the U.S. technology sector for more than 30 years

**Top Sectors**



**Top Holdings**

Company	% of portfolio
Boeing Company	3.6
Biogen Inc	3.4
Illumina, Inc	3.4
Lockheed Martin Corp	3.0
Broadcom Inc.	2.9
Adobe Inc.	2.6
Thermo Fisher Scientific Inc	2.5
Intuit Inc	2.2
Amgen Inc	2.2
MasterCard Inc Class A	2.1

Holdings are provided for informational purposes and should not be deemed as a recommendation to buy or sell the securities.

**Average Annual Total Returns (%)**

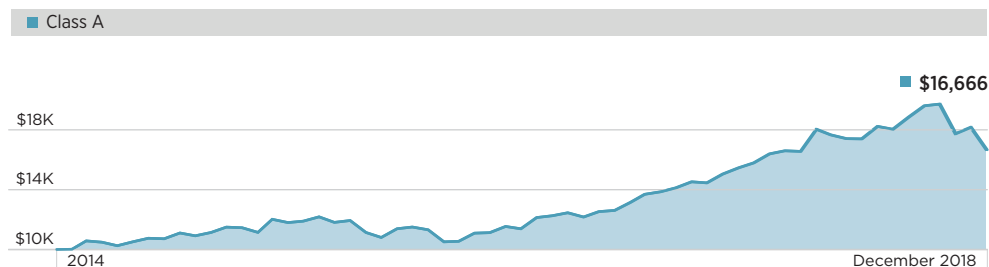
Share class	QTD	YTD	1-year	3-year	5-year	10-year
Class A (without sales charge)	-15.49	0.64	0.64	13.76	10.76	16.73
<b>Class A (with 5.75% max sales charge)</b>	<b>-20.35</b>	<b>-5.15</b>	<b>-5.15</b>	<b>11.54</b>	<b>9.45</b>	<b>16.04</b>
Class C	-15.64	-0.08	-0.08	12.94	9.95	15.95
Institutional Service Class	-15.44	0.88	0.88	14.02	11.01	17.00
NYSE Arca Tech 100 Index	-15.71	0.09	0.09	13.24	10.22	16.53
Category	-15.43	-2.09	-2.09	8.98	8.16	13.74

**Fund performance is based on total return whereas benchmark performance is price return.** Performance returns assume the reinvestment of all distributions. Returns for periods less than one year are not annualized. Total returns reflect a contractual expense limitation for direct annual Fund expenses for all classes for certain periods since inception, without which returns would have been lower. Pre-inception historical performance for newer share classes is based on the corresponding share class performance of a Fund's predecessor fund. If no predecessor Fund applies, historical performance is based on that of the longest existing share class, adjusted for sales charges if applicable.

Share class	Expense ratios		Inception date
	Gross (%)	Net (%)	
Class A	0.81	0.81	06/10/1996
Class C	1.54	1.54	05/08/2000
Institutional Service Class	0.57	0.57	07/23/2009

The expense ratios are as shown in the most recent prospectus. Expenses include underlying fund expenses. Please see the Fund's prospectus for more details.

**Growth of \$10k** (01/01/14-12/31/18)



**The results shown represent past performance; past performance does not guarantee future results. Current performance may be lower or higher than the past performance shown. Share price, principal value, and return will vary, and you may have a gain or a loss when you sell your shares. To obtain the most recent month-end performance, go to nationwide.com/mutualfunds or call 800-848-0920.**

**Sales charges and 12b-1 Fees:** Class A - max front end sales charge of 5.75%, 0.25% 12b-1 fee (investment size may reduce or eliminate front-end sales charge). Class C - 1.00% Contingent Deferred Sales Charge, 1.00% 12b-1 fee. Institutional Service Class - no sales charge, no 12b-1 fee.

# Nationwide Ziegler NYSE Arca Tech 100 Index Fund

**Q4 2018**  
AS OF 12/31/18

## Overall Morningstar Ratings™



Out of 1247 investments. An investment's overall Morningstar Rating, based on Class A risk-adjusted return, is a weighted average of its applicable 3-, 5- and 10-year Ratings. See disclosures below.

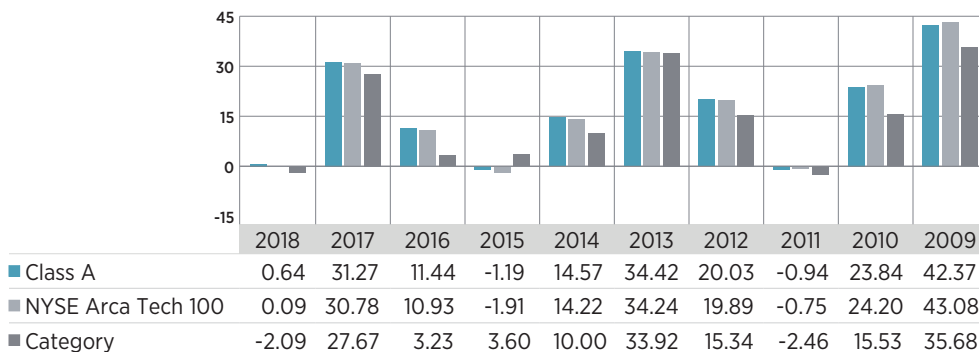
## Portfolio Characteristics

Total Net Assets (all classes)	\$531.9M
Total Number of holdings	101
P/E ratio	31.4x
Sharpe Ratio*	1.0
Standard deviation*	13.4
Alpha*	-0.8
Beta*	1.0
R-Squared*	100.0
Turnover	17%

Portfolio characteristics are based on Class A shares.

\*Rolling 36 months

## Calendar Year Returns (%) (without sales charge)



## Portfolio Management

Ziegler Capital Management, LLC, Subadviser  
 Donald J. Nesbitt, CFA, Fund tenure since 2002  
 Christian Greiner, CFA, Fund tenure since 2018



• Not a deposit • Not FDIC or NCUSIF insured • Not guaranteed by the institution • Not insured by any federal government agency • May lose value

**DEFINITIONS:** **Average annual total returns** are the annual compounded returns that would have produced the cumulative total return if fund performance had been constant during the given period. **P/E ratio** is the price of a stock divided by trailing 12-month earnings per share. **Sharpe ratio** measures excess return per unit of risk (standard deviation). A higher Sharpe ratio suggests better risk-adjusted performance. **Standard deviation** measures performance fluctuation, may not be indicative of future risk and is not a predictor of returns. **Alpha** represents the excess returns of a fund relative to its benchmark. A positive alpha is the added value an active manager has contributed over the benchmark returns. **Beta** measures volatility in relation to the fund's benchmark. A beta of less than 1.0 indicates lower volatility, while a beta of more than 1.0 indicates higher volatility relative to the benchmark. **R-Squared** measures the percentage of a fund's movements that can be explained by movements in a benchmark. **Turnover** measures how frequently investments are bought and sold within a fund during a 12 month period. The portfolio turnover rate is as of the fund's fiscal year end and is usually expressed as a percentage of the total value of a fund.

**Call 800-848-0920 to request a summary prospectus and/or a prospectus, or download prospectuses at [nationwide.com/mutual-funds-prospectuses.jsp](http://nationwide.com/mutual-funds-prospectuses.jsp). These prospectuses outline investment objectives, risks, fees, charges and expenses, and other information that you should read and consider carefully before investing.**

**KEY RISKS:** The Fund seeks to match the performance of an index. Correlation between Fund performance and index performance may be affected by Fund expenses, index composition changes, and the timing of Fund share purchases and redemptions. The Fund is subject to the risks of investing in equity securities (including small companies). Smaller companies are usually less stable in price and less liquid than larger, more established companies. Smaller companies are more vulnerable than larger companies to adverse business and economic developments and may have more limited resources. Therefore, they generally involve greater risk. The Fund may invest in more-aggressive investments such as derivatives (many of which create investment leverage and are highly volatile) and exchange-traded funds (ETFs) (shareholders will bear additional costs). Please refer to the most recent prospectus for more detailed information.

**NYSE Arca Tech 100 Index:** An unmanaged, price-weighted index of at least 100 individual technology-related securities, consisting of stocks of companies from various industries that produce or deploy innovative technologies to conduct their business. "Archipelago™", "ARCA™", "ARCAEX™", "NYSE®", "NYSE ARCA™" and "NYSE Arca Tech 100™" are trademarks of the NYSE Group, Inc. and Archipelago Holdings, Inc. and have been licensed for use by Nationwide Fund Advisors, on behalf of the Nationwide Ziegler NYSE Arca Tech 100 Index Fund. The Nationwide Ziegler NYSE Arca Tech 100 Index Fund is not sponsored, endorsed, sold or promoted by Archipelago Holdings, Inc. or by NYSE Group, Inc. Neither Archipelago Holdings, Inc. nor NYSE Group, Inc. makes any representation or warranty regarding the advisability of investing in securities generally, the Nationwide Ziegler NYSE Arca Tech 100 Index to track general stock market performance. Market index performance is provided by a third-party source Nationwide Funds Group deems to be reliable (Morningstar). Indexes are unmanaged and have been provided for comparison purposes only. No fees or expenses have been reflected. Individuals cannot invest directly in an index.

Morningstar Ratings are based solely on a proprietary mathematical formula based on measures of risk and performance that it recalculates each month. The ratings formula measures the amount of variation in a fund's or ETF's monthly performance (excluding the effects of sales charges and loads) emphasizing downward variations and rewarding consistency. Ratings are subject to change every month. The top 10% of funds and ETFs in the category receive 5 stars; the next 22.5%, 4 stars; the next 35%, 3 stars; the next 22.5%, 2 stars; and the bottom 10%, 1 star. As of November 1, 2016, Morningstar no longer provides ratings for load-adjusted share classes. Other share classes may have different performance characteristics. Ratings are based on each fund's Class A performance. Current fund performance may be higher or lower, which may change a fund's star rating. Despite high ratings, funds may have experienced negative performance during the period. The fund received 5, 4 and 5 stars (Class A), 5, 4 and 4 stars (Class C) and 5, 5 and 5 stars (Institutional Service Class) for the 3-, 5- and 10-year periods among 1247, 1107 and 799 Large Growth funds, respectively. © 2019 Morningstar. All Rights Reserved. The information contained herein: (1) is proprietary to Morningstar and/or its content providers; (2) may not be copied or distributed; and (3) is not warranted to be accurate, complete or timely. Neither Morningstar nor its content providers are responsible for any damages or losses arising from any use of this information.

Nationwide Funds distributed by Nationwide Fund Distributors LLC (NFD), member FINRA, Columbus, OH. NFD is not affiliated with any subadviser contracted by Nationwide Fund Advisors (NFA), with the exception of Nationwide Asset Management, LLC (NWAM). Nationwide Investment Services Corporation (NISC), member FINRA. NFD is not an affiliate of Morningstar, Inc.

Nationwide, the Nationwide N and Eagle and Nationwide is on your side are service marks of Nationwide Mutual Insurance Company. © 2019 Nationwide

## STAY CONNECTED



@NWFinancial  
[nationwidefunds.com](http://nationwidefunds.com)



Shareholders: 800-848-0920  
 Intermediaries: 877-877-5083

