



# Nationwide Loomis Short-Term Bond Fund\*

Mutual funds

Fact sheet

**Q4 2018**  
AS OF 12/31/18

**Objective:** Seeks total return, investing at least 80% of its net assets in fixed income securities

**Class A:** NWJSX  
**Class C:** NWJTX  
**Inst Svc:** NWJVX

**Asset class:** Taxable Bond  
**Morningstar category:** Short-Term Bond

### Multifaceted approach:

A benchmark aware strategy that combines top-down strategies with bottom-up security selection.

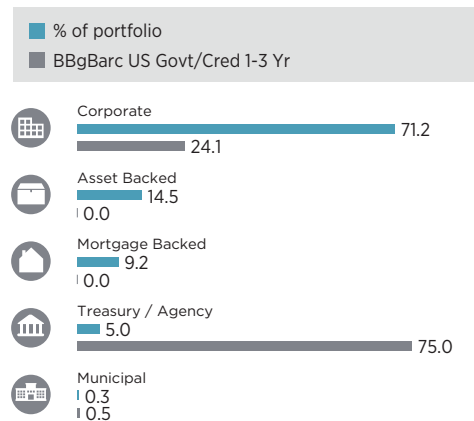
### Active management:

Pursues excess return via sector allocation, security selection, duration management and yield curve positioning with a goal of outperforming the benchmark over a market cycle

### Fixed income expertise:

Provides access to a team of highly seasoned fixed income investment professionals

### Top Sectors



### Top Holdings

Holder	% of portfolio
Government Of The United States Of America 1.75% 15-nov-2020	3.1
JPMorgan Chase & Co 4.25% 10/15/2020	2.0
American Express Credit Account Master Trust 2017-3 1.77% 15-nov-2022	1.8
Nissan Auto Receivables 2017-b Owner Trust 1.75% 15-oct-2021	1.8
GNMA 2017-H24 FJ FLOATING 20/OCT/2067	1.3

Holdings are provided for informational purposes and should not be deemed as a recommendation to buy or sell the securities.

### Credit Quality (%)<sup>1</sup>

AAA	18.4
AA	11.5
A	21.9
BBB	40.7
Below BBB	7.5



### Average Annual Total Returns (%)

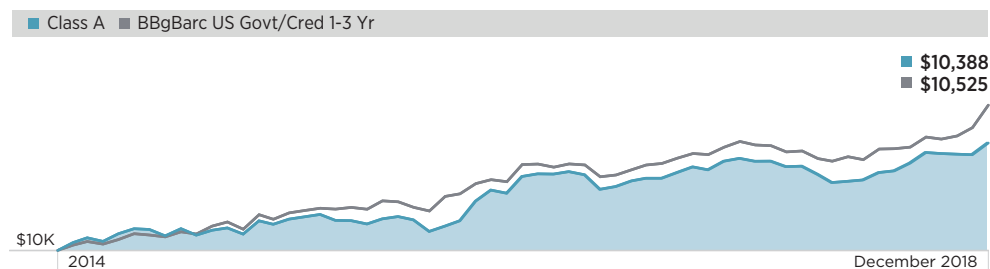
Share class	QTD	YTD	1-year	3-year	5-year	10-year
Class A (without sales charge)	0.37	0.81	0.81	1.05	0.76	1.73
Class A (with 2.25% max sales charge)	-1.89	-1.46	-1.46	0.28	0.31	1.50
Class C	0.24	0.30	0.30	0.53	0.25	1.25
Institutional Service Class	0.43	1.07	1.07	1.30	1.03	2.01
BBgBarc US Govt/Cred 1-3 Yr Index	1.18	1.60	1.60	1.24	1.03	1.52
Category	0.45	0.92	0.92	1.66	1.25	2.65

Performance returns assume the reinvestment of all distributions. Returns for periods less than one year are not annualized. Total returns reflect a contractual expense limitation for direct annual Fund expenses for all classes for certain periods since inception, without which returns would have been lower.

Share class	Expense ratios		Inception date
	Gross (%)	Net (%)	
Class A	0.78	0.78	11/02/2004
Class C	1.28	1.28	11/29/2004
Institutional Service Class	0.53	0.53	11/02/2004

The expense ratios are as shown in the most recent prospectus. Expenses include underlying fund expenses. Please see the Fund's prospectus for more details.

### Growth of \$10k (01/01/14-12/31/18)



The results shown represent past performance; past performance does not guarantee future results. Current performance may be lower or higher than the past performance shown. Share price, principal value, and return will vary, and you may have a gain or a loss when you sell your shares. To obtain the most recent month-end performance, go to [nationwide.com/mutualfunds](http://nationwide.com/mutualfunds) or call 800-848-0920.

**Sales charges and 12b-1 Fees:** Class A - max front end sales charge of 2.25%, 0.25% 12b-1 fee (investment size may reduce or eliminate front-end sales charge). Class C - 1.00% Contingent Deferred Sales Charge, 1.00% 12b-1 fee. Institutional Service Class - no sales charge, no 12b-1 fee.

\*Formerly known as Nationwide HighMark Short Term Bond Fund.

<sup>1</sup>Credit Quality specifies the percentages of the Fund's underlying holdings that are rated by Standard & Poor's Ratings Services (Standard & Poor's) to indicate the issuer's creditworthiness. Standard & Poor's bond credit ratings typically range from AAA (highest) to D (lowest). These ratings are not absolute standards of quality and do not provide assurance against default or other loss of principal value. Securities that are not rated by either agency are listed as "Not Rated." Ratings do not apply to the Fund itself or to Fund shares. Ratings may change.

# Nationwide Loomis Short-Term Bond Fund

**Q4 2018**  
AS OF 12/31/18

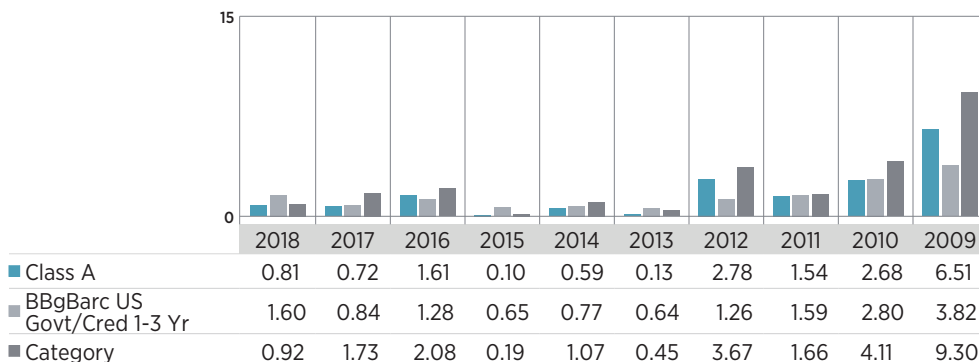
## Portfolio Characteristics

Total Net Assets (all classes)	\$256.8M
Total Number of holdings	273
Average maturity	5.6
Effective duration	2.3
SEC 30-day yield	2.69%
SEC 30-day yield w/o waiver	2.67%
Standard deviation*	0.8
Turnover	135%

Portfolio characteristics are based on Class A shares.

\*Rolling 36 months

## Calendar Year Returns (%) (without sales charge)



## Portfolio Management

Loomis, Sayles & Company, L.P., Subadviser  
 Christopher T. Harms, Fund tenure since 2017  
 Cliff V. Rowe, Fund tenure since 2017  
 Kurt L. Wagner, CFA, CIC, Fund tenure since 2017



• Not a deposit • Not FDIC or NCUSIF insured • Not guaranteed by the institution • Not insured by any federal government agency • May lose value

**DEFINITIONS:** **Average annual total returns** are the annual compounded returns that would have produced the cumulative total return if fund performance had been constant during the given period. **Average maturity** is the weighted average time period for which the debt securities remain outstanding. Changes in interest rates have greater impact on funds with longer average maturity. **Effective duration** is an estimate of bond price sensitivity to changes in interest rates. The higher the duration, the greater the change (i.e., higher risk) in relation to interest-rate movements. **SEC 30-day yield** takes into account a fund's expense reduction, and reflects an estimated "yield to maturity" for a fund's entire portfolio. It should be regarded as an estimate of the fund's rate of investment income, and it may not equal the fund's actual income distribution rate, which reflects a fund's past dividends paid to shareholders. The calculation is in accordance with SEC standards. **SEC 30-day yield w/o waiver** does not take into account a fund's expense reduction, and reflects an estimated "yield to maturity" for a fund's entire portfolio. **Standard deviation** measures performance fluctuation, may not be indicative of future risk and is not a predictor of returns. **Turnover** measures how frequently investments are bought and sold within a fund during a 12 month period. The portfolio turnover rate is as of the fund's fiscal year end and is usually expressed as a percentage of the total value of a fund.

**Call 800-848-0920 to request a summary prospectus and/or a prospectus, or download prospectuses at [nationwide.com/mutual-funds-prospectuses.jsp](http://nationwide.com/mutual-funds-prospectuses.jsp). These prospectuses outline investment objectives, risks, fees, charges and expenses, and other information that you should read and consider carefully before investing.**

**KEY RISKS:** The Fund is subject to the risks of investing in fixed-income securities including default risk and interest rate risk. The Fund also is subject to the risks of investing in foreign securities (which may be more volatile, harder to price and less liquid than U.S. securities). Please refer to the most recent prospectus for more detailed information.

**Bloomberg Barclays U.S. Government/Credit 1-3 Year Index:** An unmanaged index that measures the performance of non-securitized component of the U.S. Aggregate Index with maturities of 1-3 years, including Treasuries, government-related issues and corporates. Market index performance is provided by a third-party source Nationwide Funds Group deems to be reliable (Morningstar). Indexes are unmanaged and have been provided for comparison purposes only. No fees or expenses have been reflected. Individuals cannot invest directly in an index.

© 2019 Morningstar. All Rights Reserved. The information contained herein: (1) is proprietary to Morningstar and/or its content providers; (2) may not be copied or distributed; and (3) is not warranted to be accurate, complete or timely. Neither Morningstar nor its content providers are responsible for any damages or losses arising from any use of this information.

Nationwide Funds distributed by Nationwide Fund Distributors LLC (NFD), member FINRA, Columbus, OH. NFD is not affiliated with any subadviser contracted by Nationwide Fund Advisors (NFA), with the exception of Nationwide Asset Management, LLC (NWAM). Nationwide Investment Services Corporation (NISC), member FINRA. NFD is not an affiliate of Morningstar, Inc.

Nationwide, the Nationwide N and Eagle and Nationwide is on your side are service marks of Nationwide Mutual Insurance Company. © 2019 Nationwide

## STAY CONNECTED

