



Nationwide Loomis Core Bond Fund*

Mutual funds

Fact sheet

Q4 2018
AS OF 12/31/18

Objective: Seeks total return through investments in fixed-income securities

Class A: NWJGX
Class C: NWJHX
Inst Svc: NWJJX

Asset class: Taxable Bond
Morningstar category: Intermediate-Term Bond

Multifaceted approach:

A benchmark aware strategy that combines top-down strategies with bottom-up security selection.

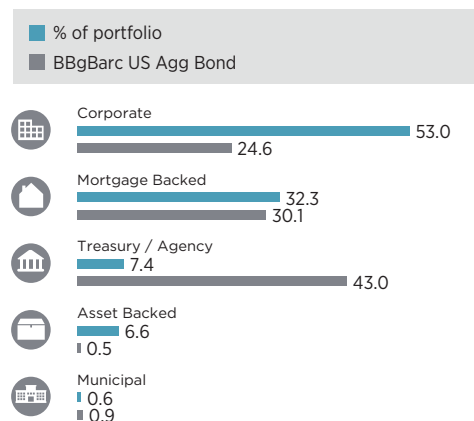
Actively managed:

Pursues excess return via sector allocation, security selection, duration management and yield curve positioning with a goal of outperforming the benchmark over a market cycle

Fixed income expertise:

Provides access to a team of highly seasoned fixed income investment professionals

Top Sectors



Top Holdings

Security	% of portfolio
FNMA REMICS 2017-82 FG FLOATING 25/NOV/2032	5.5
FNMA MortPass 3% 6/1/43 AL5080	2.3
Government Of The United States Of America 3.0% 15-aug-2048	2.0
FNMA MortPass 3% 9/1/43 AL7259	1.8
Ubs-barclays Commercial Mortgage Trust 2013-c5 3.185% 12-mar-2046	1.6

Holdings are provided for informational purposes and should not be deemed as a recommendation to buy or sell the securities.

Credit Quality (%)¹

AAA	29.1
AA	11.3
A	16.4
BBB	41.0
Below BBB	2.2



Average Annual Total Returns (%)

Share class	QTD	YTD	1-year	3-year	5-year	10-year
Class A (without sales charge)	1.05	-0.77	-0.77	1.97	2.07	3.94
Class A (with 2.25% max sales charge)	-1.22	-3.00	-3.00	1.20	1.61	3.70
Class C	0.86	-1.27	-1.27	1.53	1.63	3.49
Institutional Service Class	0.98	-0.68	-0.68	2.06	2.20	4.13
BBgBarc US Agg Bond Index	1.64	0.01	0.01	2.06	2.52	3.48
Category	0.87	-0.50	-0.50	2.15	2.27	4.31

Performance returns assume the reinvestment of all distributions. Returns for periods less than one year are not annualized. Total returns reflect a contractual expense limitation for direct annual Fund expenses for all classes for certain periods since inception, without which returns would have been lower.

Share class	Expense ratios		Inception date
	Gross (%)	Net (%)	
Class A	0.89	0.89	06/20/1994
Class C	1.31	1.31	11/28/2003
Institutional Service Class	0.73	0.73	02/15/1984

The expense ratios are as shown in the most recent prospectus. Expenses include underlying fund expenses. Please see the Fund's prospectus for more details.

*Formerly known as Nationwide HighMark Bond Fund.

¹Credit Quality specifies the percentages of the Fund's underlying holdings that are rated by Standard & Poor's Ratings Services (Standard & Poor's) to indicate the issuer's creditworthiness. Standard & Poor's bond credit ratings typically range from AAA (highest) to D (lowest). These ratings are not absolute standards of quality and do not provide assurance against default or other loss of principal value. Securities that are not rated by either agency are listed as "Not Rated." Ratings do not apply to the Fund itself or to Fund shares. Ratings may change.

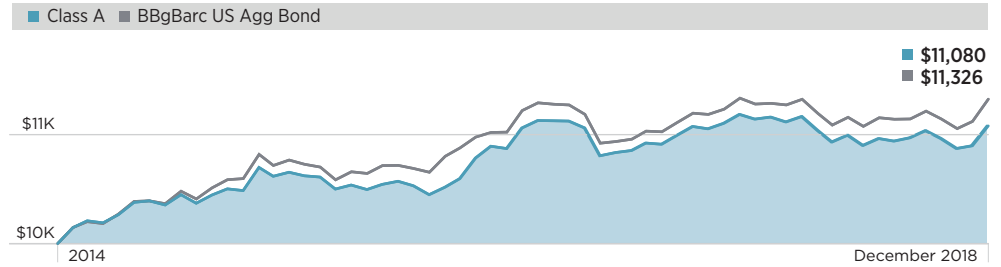
Portfolio Characteristics

Total Net Assets (all classes)	\$383.8M
Total Number of holdings	310
Average maturity	10.7
Effective duration	5.8
SEC 30-day yield	2.93%
SEC 30-day yield w/o waiver	2.93%
Standard deviation*	2.9
Turnover	289%

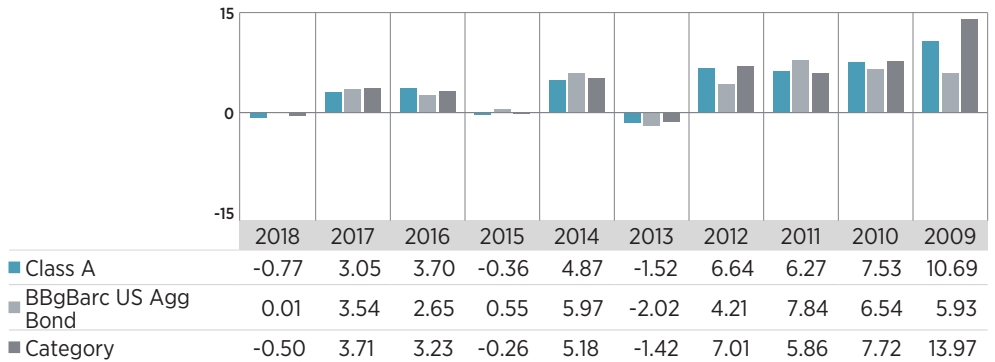
Portfolio characteristics are based on Class A shares.

*Rolling 36 months

Growth of \$10k (01/01/14-12/31/18)



Calendar Year Returns (%) (without sales charge)



Portfolio Management

Loomis, Sayles & Company, L.P., Subadviser
 Christopher T. Harms, Fund tenure since 2017
 Cliff V. Rowe, Fund tenure since 2017
 Kurt L. Wagner, CFA, CIC, Fund tenure since 2017



• Not a deposit • Not FDIC or NCUSIF insured • Not guaranteed by the institution • Not insured by any federal government agency • May lose value

DEFINITIONS: **Average annual total returns** are the annual compounded returns that would have produced the cumulative total return if fund performance had been constant during the given period. **Average maturity** is the weighted average time period for which the debt securities remain outstanding. Changes in interest rates have greater impact on funds with longer average maturity. **Effective duration** is an estimate of bond price sensitivity to changes in interest rates. The higher the duration, the greater the change (i.e., higher risk) in relation to interest-rate movements. **SEC 30-day yield** takes into account a fund's expense reduction, and reflects an estimated "yield to maturity" for a fund's entire portfolio. It should be regarded as an estimate of the fund's rate of investment income, and it may not equal the fund's actual income distribution rate, which reflects a fund's past dividends paid to shareholders. The calculation is in accordance with SEC standards. **SEC 30-day yield w/o waiver** does not take into account a fund's expense reduction, and reflects an estimated "yield to maturity" for a fund's entire portfolio. **Standard deviation** measures performance fluctuation, may not be indicative of future risk and is not a predictor of returns. **Turnover** measures how frequently investments are bought and sold within a fund during a 12 month period. The portfolio turnover rate is as of the fund's fiscal year end and is usually expressed as a percentage of the total value of a fund.

Call 800-848-0920 to request a summary prospectus and/or a prospectus, or download prospectuses at nationwide.com/mutual-funds-prospectuses.jsp. These prospectuses outline investment objectives, risks, fees, charges and expenses, and other information that you should read and consider carefully before investing.

KEY RISKS: The Fund is subject to the risks of investing in fixed-income securities including default risk and interest rate risk. The Fund also is subject to the risks of investing in foreign securities (which may be more volatile, harder to price and less liquid than U.S. securities). Please refer to the most recent prospectus for more detailed information.

Bloomberg Barclays US Aggregate Bond Index: An unmanaged, market value-weighted index of U.S. dollar-denominated, investment-grade, fixed-rate, taxable debt issues, which includes Treasuries, government-related and corporate securities, mortgage-backed securities (agency fixed-rate and hybrid adjustable-rate mortgage pass-throughs), asset-backed securities and commercial mortgage-backed securities (agency and non-agency). Market index performance is provided by a third-party source Nationwide Funds Group deems to be reliable (Morningstar). Indexes are unmanaged and have been provided for comparison purposes only. No fees or expenses have been reflected. Individuals cannot invest directly in an index. © 2019 Morningstar. All Rights Reserved. The information contained herein: (1) is proprietary to Morningstar and/or its content providers; (2) may not be copied or distributed; and (3) is not warranted to be accurate, complete or timely. Neither Morningstar nor its content providers are responsible for any damages or losses arising from any use of this information.

Nationwide Funds distributed by Nationwide Fund Distributors LLC (NFD), member FINRA, Columbus, OH. NFD is not affiliated with any subadviser contracted by Nationwide Fund Advisors (NFA), with the exception of Nationwide Asset Management, LLC (NWAM). Nationwide Investment Services Corporation (NISC), member FINRA. NFD is not an affiliate of Morningstar, Inc.

Nationwide, the Nationwide N and Eagle and Nationwide is on your side are service marks of Nationwide Mutual Insurance Company. © 2019 Nationwide

STAY CONNECTED

