



Nasdaq Insurance Solutions

Empowering Investors with Enhanced
Risk Management: Nasdaq-100
Volatility Control 10% PR™ Index

September 2024

nasdaq.com

About Nasdaq:

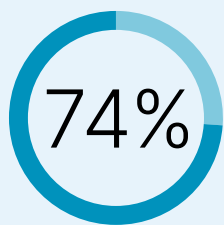
A Leading US and Global Exchange Operator with World-Class Indexing Capabilities

Leveraging its extensive resources and brand recognition as the home of the world’s most innovative companies, Nasdaq continues to push boundaries in the index business.

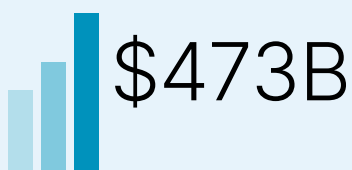
Nasdaq by the numbers:

#1

U.S. Equities Exchange and Market Share in U.S. Multi-Listed Options



U.S. IPO Win Rate Over Past Five Years



of Global AUM tracking Nasdaq Indices

At the forefront of Nasdaq’s index offerings stands the Nasdaq-100 Index®, globally respected for defining today’s modern-day industrials. This benchmark has consistently outperformed other US benchmark indexes, attracting investors seeking exposure to the most innovative growth and technology stocks listed on Nasdaq.

Nasdaq-100 Volatility Control 10% PR™ Index


Empowering Investors with
Enhanced Risk Management

Nasdaq’s remarkable achievements are rooted in its steadfast dedication to understanding and addressing the dynamic needs of the market. In line with this commitment, Nasdaq has joined forces with Salt Financial to unveil the Nasdaq-100 Volatility Control 10% PR™ Index.

This index helps empower investors to manage their exposure to volatility while benefiting from the renowned Nasdaq-100 Index® (NDX®). The index aims for a consistent level of annualized volatility of 10%, enabling investors to align their investment goals with their risk tolerance.

Index Name	Ticker	YTD	Volatility	Sharpe Ratio
Nasdaq-100 Volatility Control 10% PR™ Index	NDXV10P™	10.79%	9.78%	0.83
Nasdaq-100 Index®	NDX®	19.22%	21.90%	0.54

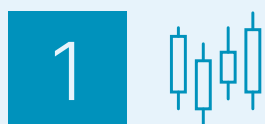
Source: Nasdaq, Salt Financial. YTD performance represents January 1, 2024, through September 30, 2024. The live performance date for NDXV10P is July 31, 2024 and prior performance is simulated and backtested. Past performance may not be indicative of future performance.



The Methodology

By harnessing the rich information in intraday data, the index utilizes an advanced volatility control mechanism that helps deliver greater responsiveness and increased participation through the 10% volatility target, allowing for alignment with product objectives and options budgets.

Index Construction




Nasdaq-100 Index® (NDX®)



Use truVol to estimate NDX® volatility and scale the exposure with interest-earning cash to the 10% volatility target



Adjust the exposure of NDX® up or down by 20% based on short term volatility trend determined by the truVol Dynamic Risk Scalars.

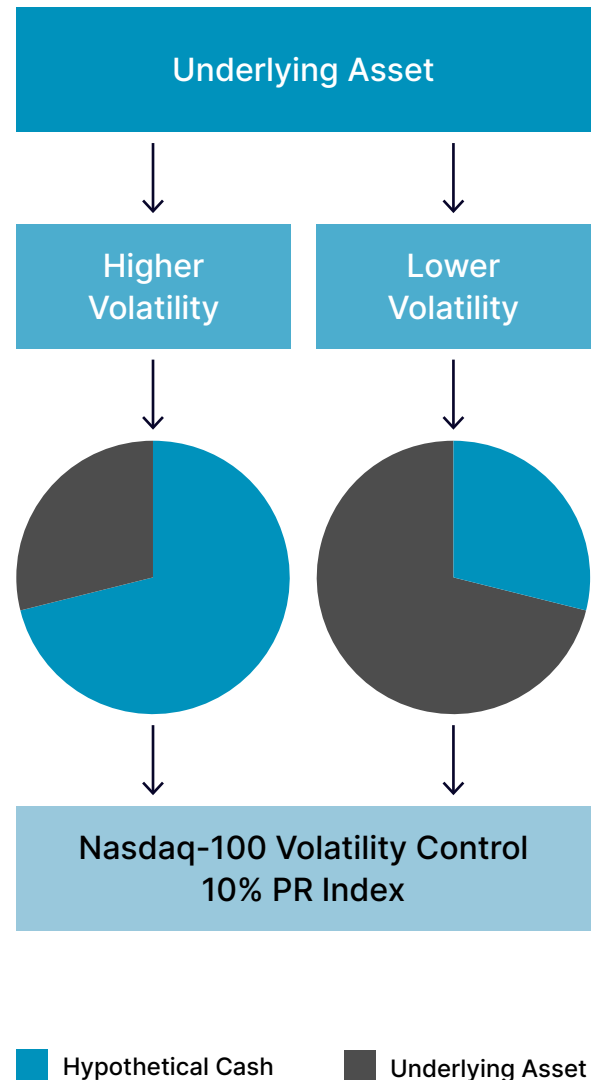


Enhanced Returns with Stable Volatility

Introducing the truVol® Risk Control Engine (RCE)

Developed by Salt Financial, truVol® utilizes a volatility model based on intraday prices to enable faster reactions to market events.

The dynamic rebalancing feature helps achieve optimal performance by adjusting exposure to the underlying asset to achieve the desired level of volatility. In times of high volatility, exposure is reduced to mitigate risk. Conversely, when volatility is low, exposure is increased to target the specified volatility target.



Benefits of Volatility Control

The benefits of volatility control are significant; by stabilizing index returns and containing volatility around targeted levels, these mechanisms improve options pricing and can help reduce drawdowns, increasing potential upside for investors.

Furthermore, better pricing allows for better participation rates, leading to improved interest crediting for investors. The stability offered by volatility control allows for more consistent participation rates during the renewal process, providing investors with a sense of assurance.



Link to Nasdaq-100

Nasdaq-100 Index®: The New Definition of Modern Industrials

Our globally respected Nasdaq-100 Index® (NDX®) redefines modern industrials, consistently outperforming other U.S. benchmarks. Offering investors exposure to the foremost innovative growth and technology stocks listed on The Nasdaq Stock Exchange, we ensure your journey aligns with our mission of empowerment and enrichment.

The index is designed to capture the price return generated by holding 100 of the largest non-financial, domestic and international, Nasdaq-listed stocks using a modified market cap-weighted approach to index construction.

In the Nasdaq-100 Volatility Control 10% PR™ Index, NDX® serves as the underlying asset. The index dynamically adjusts exposure to NDX® based on market volatility; during high volatility periods, exposure to NDX® is reduced, while it is increased during low volatility periods. This dynamic rebalancing ensures a more predictable and stable volatility profile, enhancing risk management for investors.

Nasdaq-100 Volatility Control 10% PR™ Index Annualized Returns

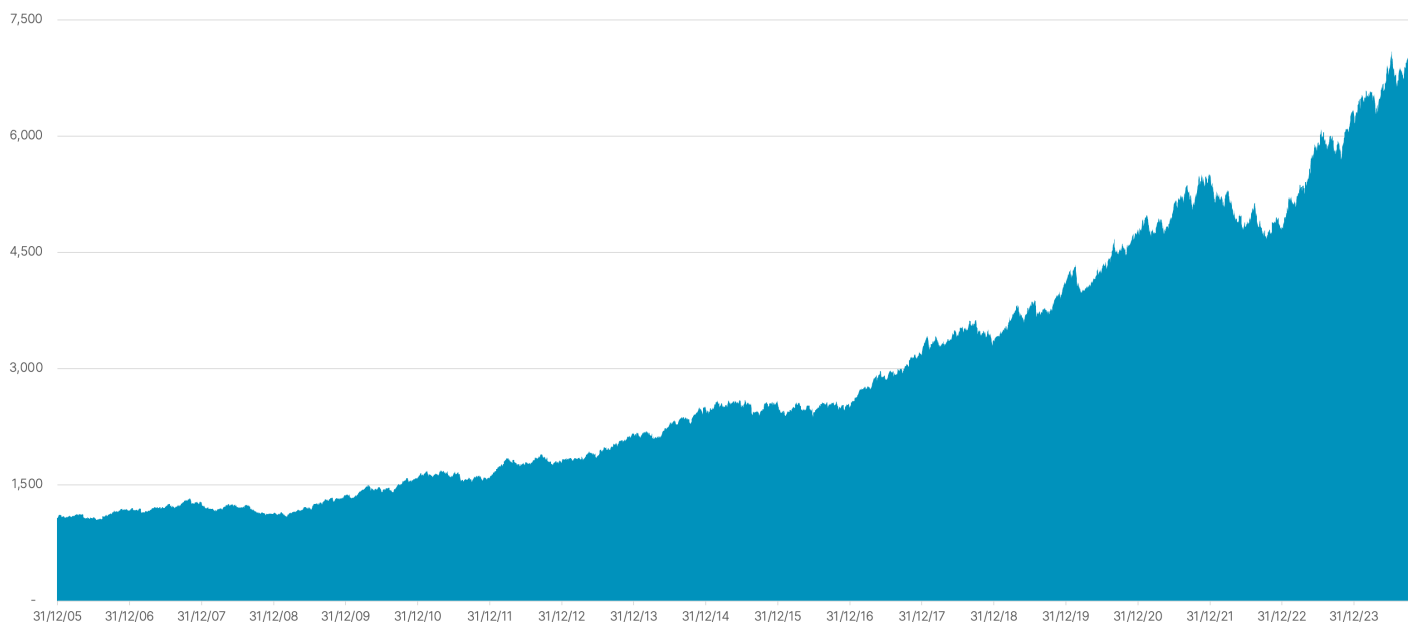
The backtested historical performance offers insights into how this index might have performed under various market conditions.

While it's essential to consider that past performance does not guarantee future results, the backtested performance offer valuable information for investors looking to evaluate the potential of Nasdaq-100 Volatility Control 10% PR™ Index.

Index Name	Ticker	YTD	1Y	3Y	5Y	10Y
Nasdaq-100 Volatility Control 10% PR™ Index	NDXV10P™	10.8%	20.7%	37.1%	87.2%	197.4%

Source: Nasdaq, Salt Financial. Simulated Historical Performance: Back-tested returns using historical data through September 30, 2024.

NDXV10P Simulated historical and live performance as of September 30, 2024



Contact your wholesaler to learn more about this solution.

Learn more about Nasdaq's other insurance solutions:
nasdaq.com/solutions/insurance

Nasdaq®, Nasdaq-100®, Nasdaq-100 Index®, and NDX® are trademarks of Nasdaq, Inc. The information contained above is provided for informational and educational purposes only, and nothing contained herein should be construed as investment advice, either on behalf of a particular security or an overall investment strategy. Neither Nasdaq, Inc. nor any of its affiliates makes any recommendation to buy or sell any security or any representation about the financial condition of any company. Statements regarding Nasdaq listed companies or Nasdaq proprietary indexes are not guarantees of future performance. Actual results may differ materially from those expressed or implied. Past performance is not indicative of future results. Investors should undertake their own due diligence and carefully evaluate companies before investing.

ADVICE FROM A SECURITIES PROFESSIONAL IS STRONGLY ADVISED.

© 2024. Nasdaq, Inc. All Rights Reserved.

Copyright © 2024 Salt Financial LLC. "Salt Financial" and "TRUVOL" are registered trademarks of Salt Financial LLC. These trademarks together with others have been licensed to Salt Financial LLC and/or designated third parties. The redistribution, reproduction and/or photocopying of these materials in whole or in part are prohibited without written permission. This document does not constitute an offer of services in jurisdictions where Salt Financial LLC or their respective affiliates (collectively "Salt Financial") do not have the necessary licenses. All information provided by Salt Financial is impersonal and not tailored to the needs of any person, entity or group of persons. Salt Financial receives compensation in connection with licensing its indices to third parties. Past performance of an index is not a guarantee of future results.

It is not possible to invest directly in an index. Exposure to an asset class represented by an index is available through investable instruments based on that index. Salt Financial does not sponsor, endorse, sell, promote or manage any investment fund or other investment vehicle that is offered by third parties and that seeks to provide an investment return based on the performance of any index. Salt Financial makes no assurance that investment products based on the indices will accurately track index performance or provide positive investment returns. Salt Financial is not an investment advisor and makes no representation regarding the advisability of investing in any such investment fund or other investment vehicle. A decision to invest in any such investment fund or other investment vehicle should not be made in reliance on any of the statements set forth in this document. Prospective investors are advised to make an investment in any such fund or other vehicle only after carefully considering the risks associated with investing in such funds, as detailed in an offering memorandum or other similar document that is prepared by or on behalf of the issuer of the investment fund or other investment product or vehicle. Salt Financial is not a tax advisor. A tax advisor should be consulted to evaluate the impact of any tax-exempt securities on portfolios and the tax consequences of making any particular investment decision. Inclusion of a security within an index is not a recommendation by Salt Financial to buy, sell, or hold such security, nor is it intended to be investment advice and should not be construed as such.

These materials have been prepared solely for informational purposes based upon information generally available to the public and from sources believed to be reliable. No content contained in these materials (including index data, ratings, credit-related analyses and data, research, valuations, model, software or other application or output therefrom) or any part thereof ("Content") may be modified, reverse engineered, reproduced or distributed in any form or by any means, or stored in a database or retrieval system, without the prior written permission of Salt Financial. The Content shall not be used for any unlawful or unauthorized purposes. Salt Financial and its third-party data providers and licensors (collectively, the "Salt Financial LLC Parties") do not guarantee the accuracy, completeness, timeliness or availability of the Content. The Salt Financial LLC Parties are not responsible for any errors or omissions, regardless of the cause, for the results obtained from the use of the Content. THE CONTENT IS PROVIDED ON AN "AS IS" BASIS. THE SALT FINANCIAL LLC PARTIES DISCLAIM ANY AND ALL EXPRESS OR IMPLIED WARRANTIES, INCLUDING, BUT NOT LIMITED TO, ANY WARRANTIES OF MERCHANTABILITY OR FITNESS FOR A PARTICULAR PURPOSE OR USE, FREEDOM FROM BUGS, SOFTWARE ERRORS OR DEFECTS, THAT THE CONTENT'S FUNCTIONING WILL BE UNINTERRUPTED OR THAT THE CONTENT WILL OPERATE WITH ANY SOFTWARE OR HARDWARE CONFIGURATION.

In no event shall the Salt Financial LLC Parties be liable to any party for any direct, indirect, incidental, exemplary, compensatory, punitive, special or consequential damages, costs, expenses, legal fees, or losses (including, without limitation, lost income or lost profits and opportunity costs) in connection with any use of the Content even if advised of the possibility of such damages.

In addition, Salt Financial provides services to, or relating to, many organizations, including but not limited to issuers of securities, investment advisers, broker-dealers, investment banks, other financial institutions and financial intermediaries, and accordingly may receive fees or other economic benefits from those organizations, including organizations whose securities or services they may recommend, rate, include in model portfolios, evaluate or otherwise address. Salt Financial has established policies and procedures to maintain the confidentiality of certain nonpublic information received in connection with each analytical process it performs in connection with the services it provides.

